



Morbidity Week 11 – March 15 – March 21, 2015 | Epidemiology Bureau
 Public Health Surveillance Division

Introduction

Leptospirosis is a bacterial disease affecting both humans and animals. The early stages of the disease may include high fever, severe headache, muscle pain, chills, redness in the eyes, abdominal pain, jaundice, hemorrhages in skin and mucous membranes (including pulmonary bleeding), vomiting, diarrhea and rashes.

Caused by pathogenic *Leptospira* species bacteria, human infection occurs through direct contact with urine of infected animals or by contact with a urine-contaminated environment. Leptospire can gain entry through cuts and abrasions in the skin and through mucous membranes of the eyes, nose and mouth.

Leptospirosis has low case fatality rate, however, it increases with advancing age and may reach 20% or more in patients with jaundice and kidney damage (Weil’s disease) who have not been treated with renal dialysis.

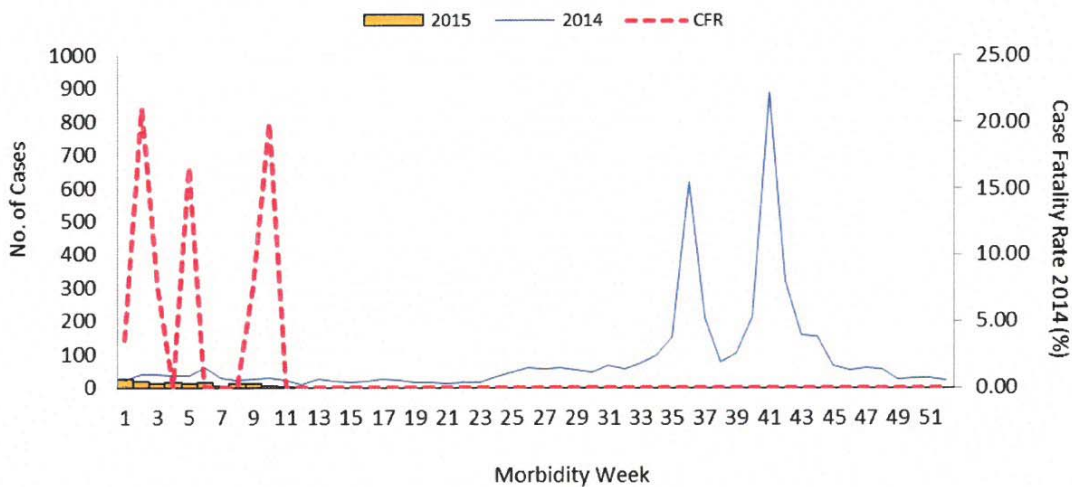
Trend in the Philippines

A total of 142 suspect leptospirosis cases was reported nationwide from January 1 to March 21, 2015. This is **23.2%** lower compared to the same time period last year (**185**).

Geographic Distribution

Most of the cases were from the following regions: **REGION VIII** (18.3%), **REGION III** (14.1%), **Region VI** (12.7%).

Fig. 1 Suspect Leptospirosis Cases by Morbidity Week, Philippines, as of March 21, 2015
 2015* vs 2014 (N=142)



*NOTE: Case counts reported here do NOT represent the final number and are subject to change after inclusion of delayed reports and review of cases.



Morbidity Week 11 – March 15 – March 21, 2015 Epidemiology Bureau
Public Health Surveillance Division

Profile of Cases

Ages of cases ranged from 12 to 61 years old (median = 30.0 years). Majority (94.4%) of cases were male. Most (40.1%) of the cases belonged to the age group of 25 to 39 years old (Fig. 2). There were 10 deaths (7.58%).

Fig. 2 Suspect Leptospirosis Cases by Agegroup and Sex Philippines, as of March 21, 2015 (N=142)

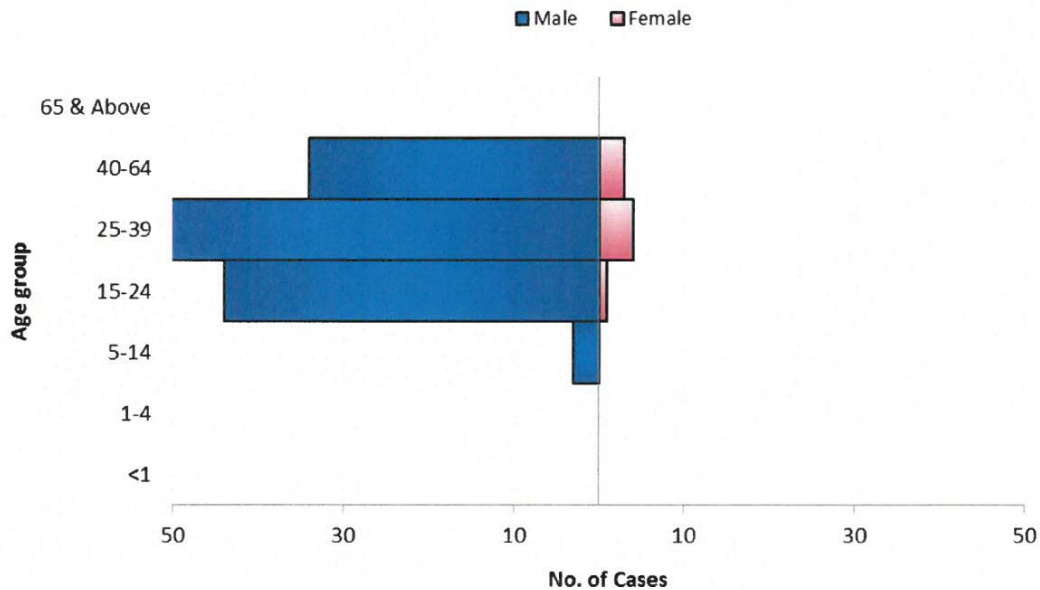
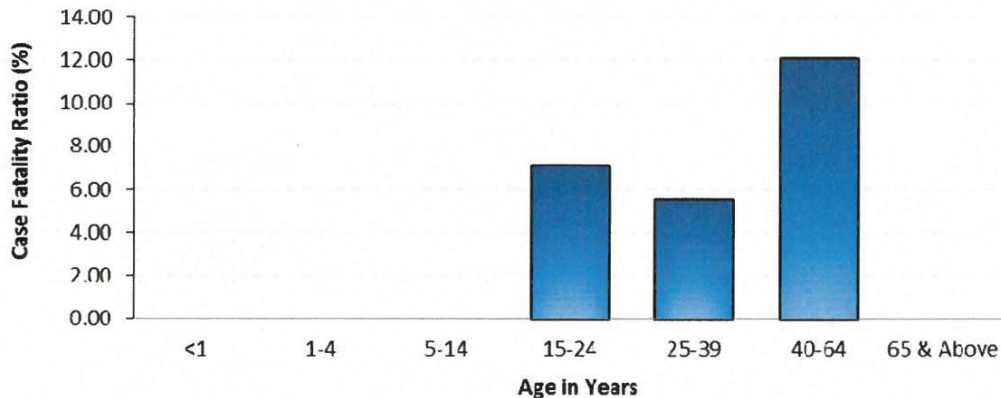


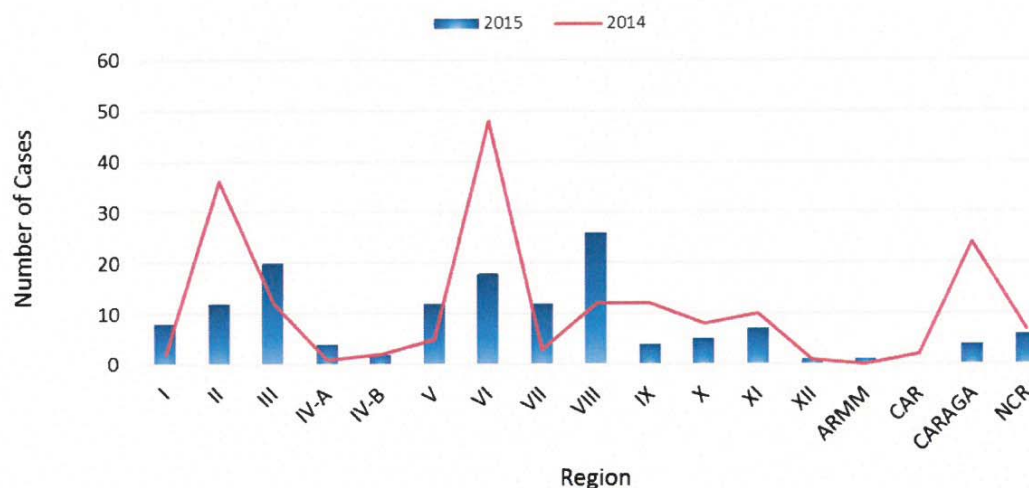
Fig. 3 Suspect Leptospirosis Case Fatality Rate (CFR) by Age Group, Philippines, as of March 21, 2015



**NOTE: Case counts reported here do NOT represent the final number and are subject to change after inclusion of delayed reports and review of cases.*



**Fig. 4 Suspect Leptospirosis Cases by Region
 Philippines, 2015 vs 2014**



**Table 1. Leptospirosis Cases & Deaths by Region
 Philippines, 2015* vs 2014**

Region	Cases			Deaths			
	2015	2014	% Change	2015	CFR (%)	2014	CFR (%)
I	8	2	↑ 300.0	0	0.00	0	0.00
II	12	36	↓ -66.7	1	8.33	0	0.00
III	20	12	↑ 66.7	1	5.00	0	0.00
IV-A	4	1	↑ 300.0	1	25.00	0	0.00
IV-B	2	2	↔ 0.0	0	0.00	0	0.00
V	12	5	↑ 140.0	2	16.67	1	20.00
VI	18	48	↓ -62.5	1	5.56	1	2.08
VII	12	3	↑ 300.0	0	0.00	0	0.00
VIII	26	12	↑ 116.7	3	11.54	1	8.33
IX	4	12	↓ -66.7	0	0.00	1	8.33
X	5	8	↓ -37.5	0	0.00	1	12.50
XI	7	10	↓ -30.0	0	0.00	0	0.00
XII	1	1	↔ 0.0	0	0.00	0	0.00
ARMM	1	0	↑ 100.0	0	0.00	0	0.00
CAR	0	2	↓ -100.0	0	0.00	0	0.00
CARAGA	4	24	↓ -83.3	0	0.00	3	12.50
NCR	6	7	↓ -14.3	1	16.67	1	14.29
Total	142	185	↓ -23.2	10	7.04	9	4.86

*NOTE: Case counts reported here do NOT represent the final number and are subject to change after inclusion of delayed reports and review of cases.

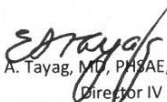


Morbidity Week 11 – March 15 – March 21, 2015 Epidemiology Bureau
 Public Health Surveillance Division

Table 2. Weekly Leptospirosis Summary Report by Region
 Philippines, as of March 21, 2015

Region	Morbidity Week				11th Morbidity Week		Cumulative Total 1st wk to 11th wk	
	7	8	9	10	2015	2014	2015	2014
I	1	2	0	0	0	0	8	2
II	0	2	0	0	0	1	12	36
III	0	0	3	2	1	0	20	12
IV-A	0	2	0	0	0	0	4	1
IV-B	0	0	0	0	0	0	2	2
V	0	0	2	0	0	0	12	5
VI	1	2	3	0	0	0	18	48
VII	1	2	0	1	0	0	12	3
VIII	1	2	2	0	0	0	26	12
IX	1	0	0	0	0	0	4	12
X	1	1	0	0	0	0	5	8
XI	0	1	2	0	0	1	7	10
XII	0	0	0	0	0	0	1	1
ARMM	0	0	0	0	0	0	1	0
CAR	0	0	0	0	0	1	0	2
CARAGA	1	0	1	0	0	0	4	24
NCR	0	0	0	2	0	1	6	7
Total	7	14	13	5	1	4	142	185


EDITORIAL BOARD


 Enrique A. Tayag, MD, PHSAE, FPSMID, CESO III
 Director IV


Vito G. Roque, Jr., MD, PHSAE
 Chief, PHSID


Allan P. Ignacio
 Statistician II

June B. Corpuz, RN
 Nurse III


 Francis Raize Nicholas L. Bautista, RN
 Nurse II


 Diana Marie L. Sadiasa, RN
 Nurse I


 Joyce D. Lorico, RN
 Nurse I


 Daisy Regine O. Pedron, RN
 Nurse I