



Morbidity Week

27<sup>th</sup>

June 30 – July 6, 2013

## DISEASE SURVEILLANCE REPORT

### Dengue Cases

#### Trend

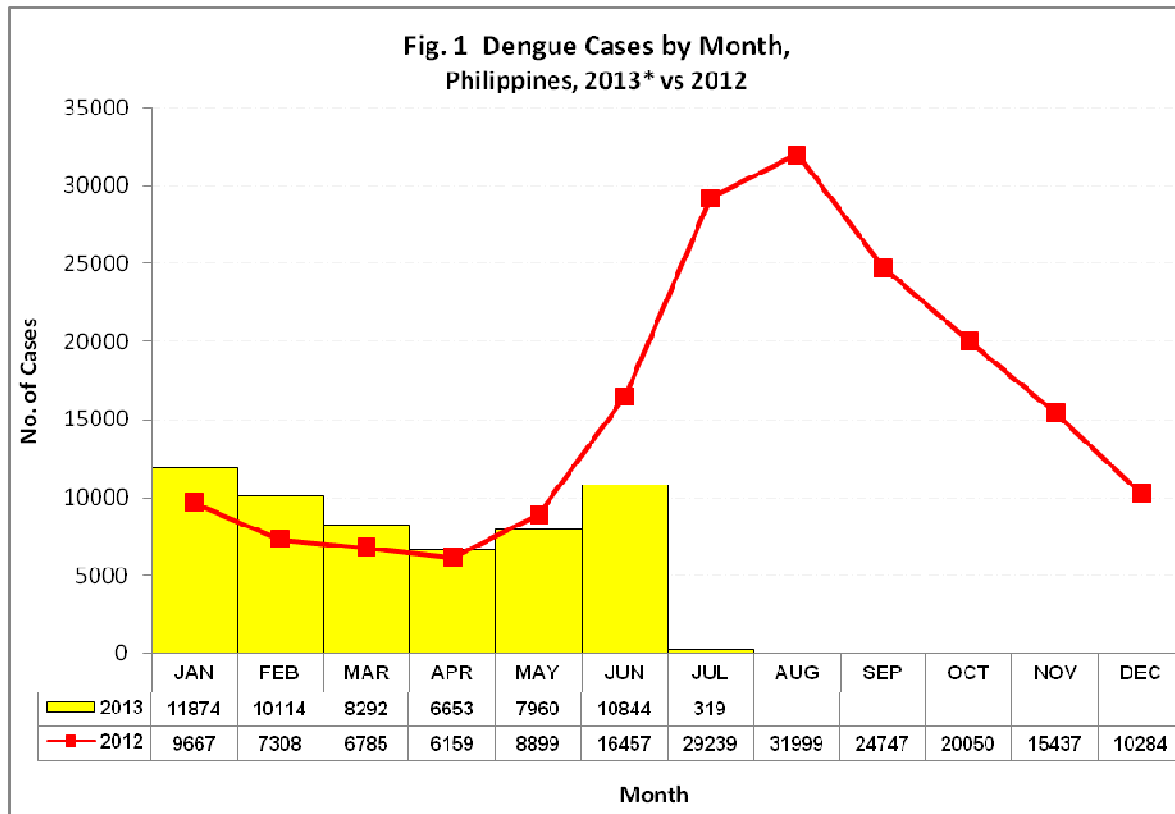
A total of **56,056** dengue cases was reported nationwide from January 1 to July 6, 2013. This is **7.96%** lower compared to the same time period last year (**60,902**).

#### Geographic Distribution

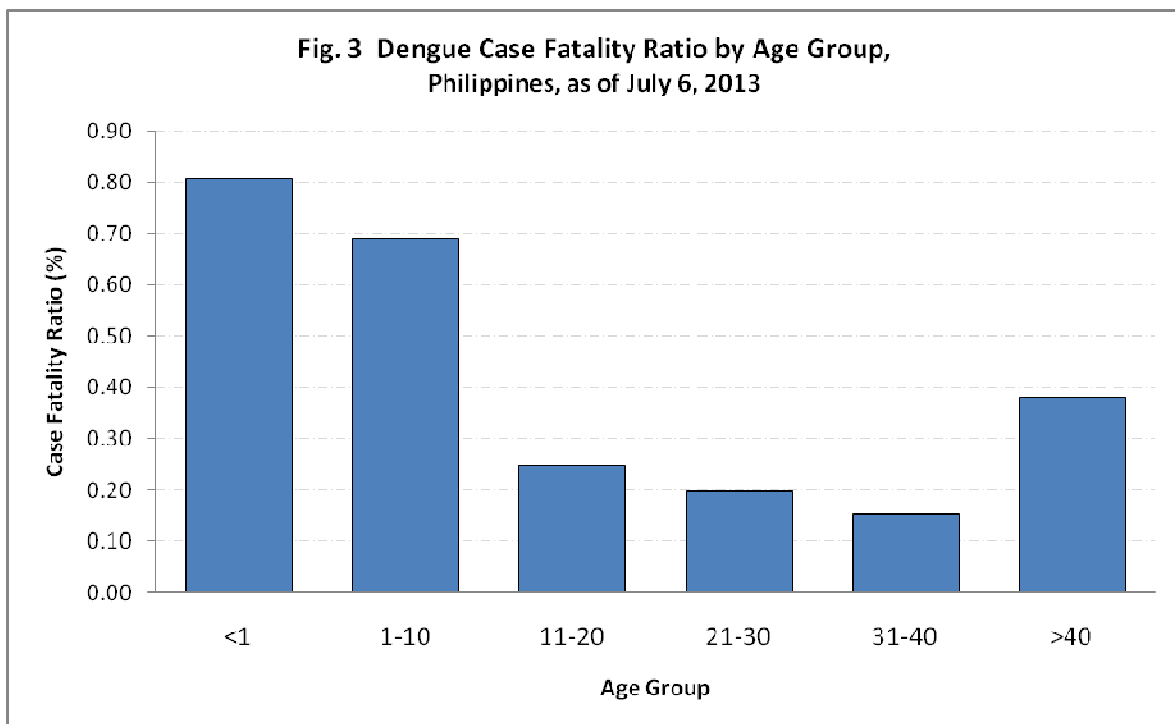
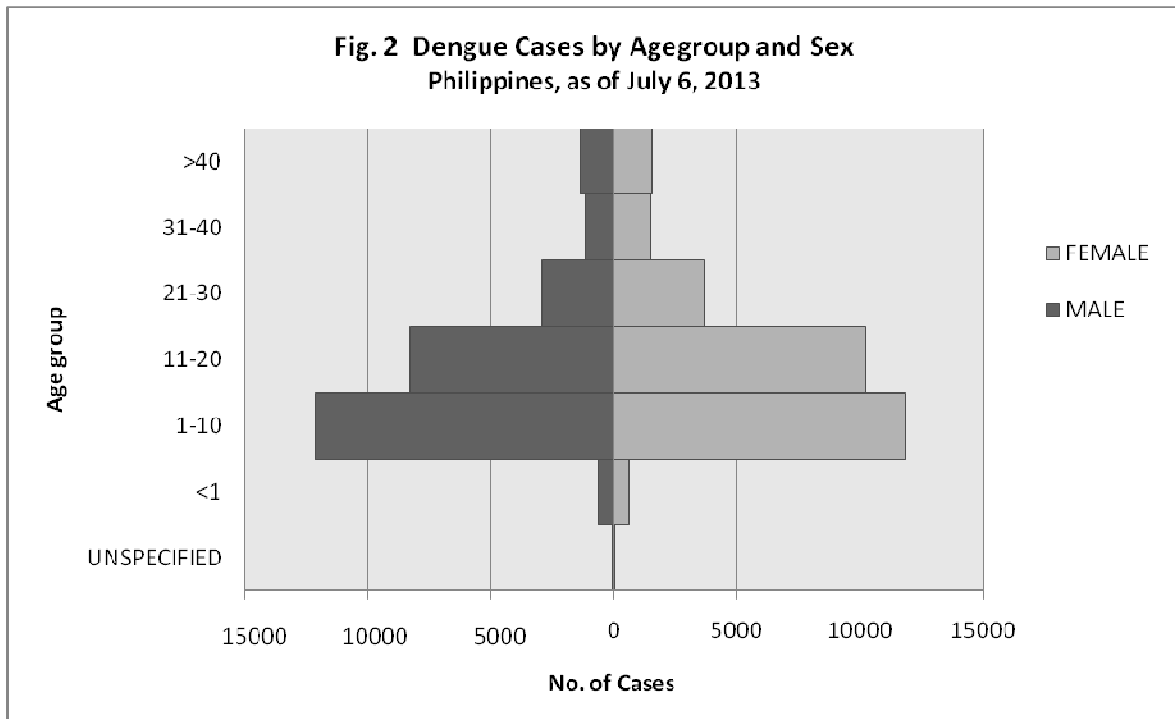
Most of the cases were from the following regions: Region VI (12.96%), Region IVA (12.29%), Region VII (11.53%), Region XII (9.78%) and Region XI (9.08%).

#### Profile of Cases

Ages of cases ranged from less than 1 month to 98 years old (median = 12 years). Majority of cases were male (53%). Most (42.91%) of the cases belonged to the 1 to 10 years age group (Fig. 2). There were 251 deaths (CFR 0.45%). Reported cases with CFR greater than 1 was from Region ARMM (Table 1).



\*partial data





**Table 1. Dengue Cases & Deaths by Region**  
Philippines, 2013\* vs 2012

Region	Cases			Deaths			
	2013	2012	% Change	2013	CFR (%)	2012	CFR (%)
I	1440	2617	-44.98	3	0.21	20	0.76
II	1987	2231	-10.94	3	0.15	14	0.63
III	3452	8863	-61.05	8	0.23	18	0.20
IV-A	6891	8445	-18.40	19	0.28	63	0.75
IV-B	1483	548	170.62	7	0.47	4	0.73
V	1106	1458	-24.14	3	0.27	4	0.27
VI	7263	4094	77.41	30	0.41	47	1.15
VII	6466	5668	14.08	21	0.32	39	0.69
VIII	1786	386	362.69	4	0.22	5	1.30
IX	3366	2618	28.57	32	0.95	19	0.73
X	2707	2082	30.02	20	0.74	8	0.38
XI	5091	4612	10.39	31	0.61	48	1.04
XII	5483	2234	145.43	37	0.67	26	1.16
ARMM	689	336	105.06	7	1.02	4	1.19
CAR	1627	1650	-1.39	4	0.25	5	0.30
CARAGA	1357	831	63.30	13	0.96	13	1.56
NCR	3862	12229	-68.42	9	0.23	68	0.56
<b>Total</b>	<b>56056</b>	<b>60902</b>	<b>-7.96</b>	<b>251</b>	<b>0.45</b>	<b>405</b>	<b>0.67</b>

\*Data is compared to the same time period

**Table 2. Weekly Dengue Summary Report by Region**  
Philippines, as of July 6, 2013

Region	Morbidity Week				27th Morbidity Week		Cumulative Total	
	23	24	25	26	2013	2012	1st wk to 27th wk	2012
I	119	164	180	148	14	444	1440	2617
II	75	84	31	11	1	198	1987	2231
III	159	195	158	25	8	783	3452	8863
IV-A	204	256	658	576	204	861	6891	8445
IV-B	166	113	92	16	*	56	1483	548
V	30	50	75	47	26	149	1106	1458
VI	673	756	568	414	28	563	7263	4094
VII	119	108	114	63	4	442	6466	5668
VIII	57	50	20	7	6	22	1786	386
IX	158	129	97	5	*	152	3366	2618
X	72	102	106	114	34	187	2707	2082
XI	178	190	199	137	11	218	5091	4612
XII	216	222	237	148	11	111	5483	2234
ARMM	21	48	31	5	10	29	689	336
CAR	129	118	234	202	11	308	1627	1650
CARAGA	50	29	15	2	*	102	1357	831
NCR	132	183	173	168	97	1002	3862	12229
<b>Total</b>	<b>2558</b>	<b>2797</b>	<b>2988</b>	<b>2088</b>	<b>465</b>	<b>5627</b>	<b>56056</b>	<b>60902</b>

\*No available data

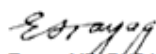



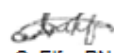
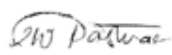



**Table 3. DENGUE Cases & Deaths by Municipality/City**

National Capital Region, 2013\* vs 2012

Municipality/City	Cases			Deaths			
	2013	2012	% Change	2013	CFR (%)	2012	CFR (%)
KALOOKAN CITY	475	1434	-66.88	1	0.21	8	0.56
LAS PIÑAS CITY	124	309	-59.87	0	0.00	4	1.29
MAKATI CITY	109	289	-62.28	1	0.92	2	0.69
MALABON CITY	179	459	-61.00	0	0.00	2	0.44
MANDALUYONG CITY	125	166	-24.70	0	0.00	1	0.60
MANILA CITY	647	1968	-67.12	2	0.31	12	0.61
MARIKINA CITY	127	258	-50.78	0	0.00	0	0.00
MUNTINLUPA CITY	112	196	-42.86	0	0.00	1	0.51
NAVOTAS CITY	69	139	-50.36	0	0.00	0	0.00
PARAÑAQUE CITY	212	688	-69.19	0	0.00	1	0.15
PASAY CITY	185	356	-48.03	0	0.00	1	0.28
PASIG CITY	212	776	-72.68	0	0.00	7	0.90
PATEROS	9	89	-89.89	0	0.00	0	0.00
QUEZON CITY	903	3819	-76.36	3	0.33	21	0.55
SAN JUAN CITY	58	145	-60.00	0	0.00	1	0.69
TAGUIG CITY	99	436	-77.29	0	0.00	5	1.15
VALENZUELA CITY	217	702	-69.09	2	0.92	2	0.28
<b>Total</b>	<b>3862</b>	<b>12229</b>	<b>-68.42</b>	<b>9</b>	<b>0.23</b>	<b>68</b>	<b>0.56</b>

\*Data is compared to the same time period

EDITORIAL BOARD	Support Staff
 Enrique A. Taysag, MD, PHSAE, FPSMID, CESO III Director IV	 June Cantata B. Corpuz, RN Nurse II
 Vito G. Roque, Jr., MD, PHSAE Chief, PHSI Division	 Allan P. Ignacio Computer Operator II
 Dulce C. Elfa, RN, MPH Nurse IV	 Irish Daphne N. Pastrano, RN Nurse II
 Vidal E. Pantilano, Jr., RN Nurse III	