



Introduction

Neonatal tetanus (NT) is an acute, often fatal disease characterized by generalized, increased rigidity and convulsive spasms of skeletal muscles caused by the spore-forming bacterium *Clostridium tetani*.

Neonatal tetanus is not transmitted from person to person. The disease is acquired when dirt-containing tetanus spores enter open wounds (injections, cutting the umbilical cord) or breaks in the skin.

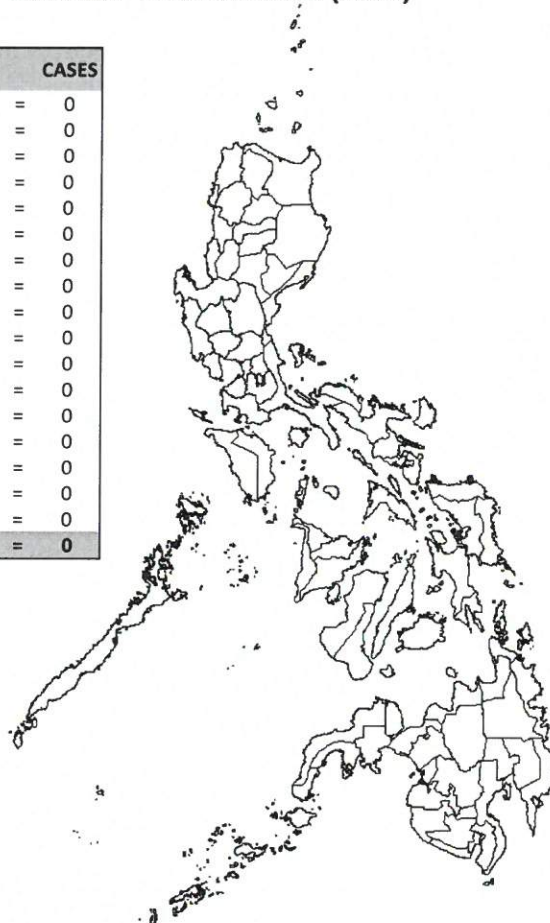
The incubation period is 3 to 21 days, with an average of 6 days. It is particularly common in rural areas where deliveries are done at home without adequate sterile procedures. Unclean cord care practices during delivery for neonates and lack of tetanus antibody protection from inadequately immunized mothers are the risk factors for the disease.

Criteria for NT Elimination

- NT Rate of **<1/1000** live births
- Quality NT Surveillance (*early detection, prompt notification, timely reporting and investigation, at least 80% of Disease Reporting Units (DRUs) are reporting including zero case reporting*)
- **≥80%** Child Protected After Birth (CPAB)
- **≥80%** Clean delivery
- **≥80%** Facility-based delivery

Neonatal Tetanus Cases (MW3)

REGION	CASES
I	= 0
II	= 0
III	= 0
IVA	= 0
IVB	= 0
V	= 0
VI	= 0
VII	= 0
VIII	= 0
IX	= 0
X	= 0
XI	= 0
XII	= 0
ARMM	= 0
CAR	= 0
CRG	= 0
NCR	= 0
PHL	= 0



Trend in the Philippines

There is **no** clinically confirmed neonatal tetanus case reported nationwide from January 1 to 23, 2016. This is **100%** lower compared to the same time period last year (**7**).



Morbidity Week 3 : January 1 - 23, 2016

Epidemiology Bureau
Public Health Surveillance Division

Case Definition

- **Clinically Confirmed Neonatal Tetanus**

- Any neonate (≤ 28 days of life) that sucks and cries normally during the first 2 days of life, and becomes ill between 3 to 28 days of age and develops both an inability to suck and diffuse muscle rigidity (stiffness) and spasms (jerking of the muscles), which may include trismus, clenched fists or feet, continuously pursed lips, and/or curved back (opisthotonus);

OR

- A neonate between 3 to 28 days of life, diagnosed as a case of tetanus by a physician

How can a newborn get it?

- Unhygienic cutting of umbilical cord
- Improper handling of cord stump


How can tetanus be prevented?


- Women of child-bearing age must be immunized by tetanus toxoid
- Clean delivery and cord clumping/cutting must be practiced
- Infants must be immunized with 3 doses of DPT


How can tetanus be treated?

- antibiotics & antitoxin drugs,
- as well as sedatives for muscle spasms

EDITORIAL BOARD


IRMA L. ASUNCION, MD, MHA, CESO IV
Director IV, Epidemiology Bureau


VITO G. ROQUE, JR., RMT, MD, PHSAE
Division Chief, PHSD


Jeza Jonah D. Crucena, RN
National VPD Coordinator


June Cantata B. Corpuz, RN
National PIDSR Program Manager


Allan P. Ignacio
Statistician II