

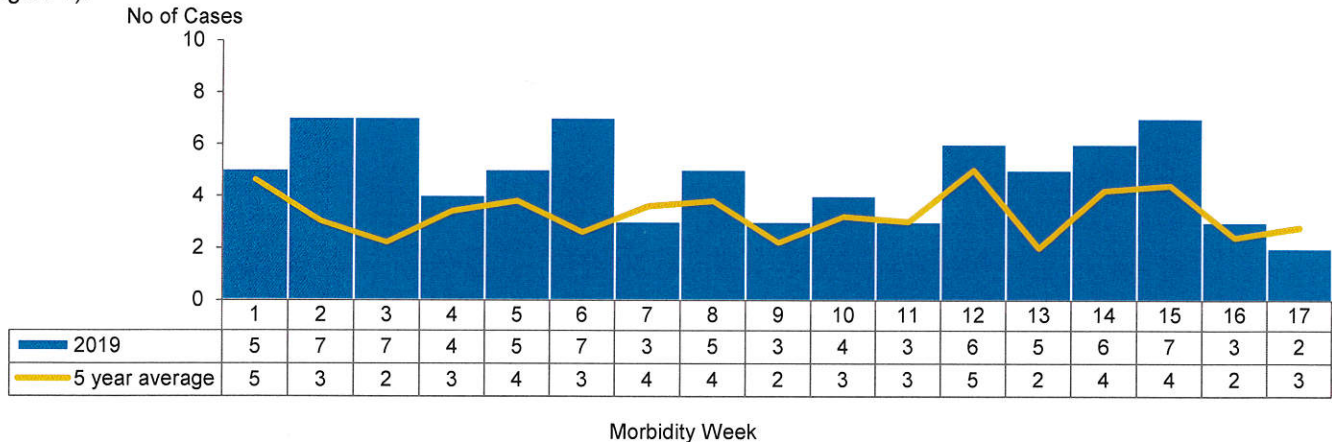


PIDSR Case Definition

Case Classification	Case Definition
Meningococcal disease (Suspected) Case	A person with sudden onset of fever (>38.5°C rectal or >38.0°C axillary) and one or more of the following: meningeal signs (nuchal rigidity or neck stiffness), altered consciousness, hemorrhagic rash (petechiae or purpura), clinical diagnosis of meningococcal disease, gram negative diplococci from CSF or blood.
Meningococcal disease (Probable) Case	A suspected case as defined above plus: clinical diagnosis of meningococcal disease, turbid CSF (with or without positive gram stain), ongoing epidemic and epidemiological link to a confirmed case
Meningococcal disease (Confirmed) Case	A suspected or probable case as defined above plus: isolation of <i>N. meningitidis</i> from a sterile site (CSF, blood) or positive test for <i>N. meningitidis</i> DNA from a sterile site (CSF, blood)

I. Trends in the Philippines

A total of **82** Meningococcal cases were reported nationwide from January 1 to April 27, 2019 for Morbidity Weeks 1 to 17. The distribution of Meningococcal cases for 2019 compared to the 5-year average of cases from 2014 to 2018 is shown below (Figure 1).



Morbidity Week

II. Geographic Distribution of Cases

Most of the *Meningococcal disease* cases reported were from NCR (19 or 23%) and followed by Region IV-A (11 or 13%). There were 42 reported deaths (CFR= 50%) among the reported *Meningococcal disease* cases. (Table 1).

Region	2019		2018		% Change
	Cases	Deaths	Cases	Deaths	
PHILIPPINES	82	42	71	35	↑15
I	0	0	0	0	-
II	0	0	1	1	↓100
III	7	2	6	5	↑17
IV-A	11	5	10	6	↑10
MIMAROPA	2	1	3	1	↓33
V	8	5	6	3	↑33
VI	4	2	2	1	↑100
VII	8	5	6	3	↑33
VIII	3	2	2	1	↑50
IX	8	4	1	0	↑700
X	4	1	3	1	↑33
XI	4	0	8	2	↓50
XII	0	0	2	2	↓100
ARMM	2	1	0	0	↑
CAR	1	1	1	1	0
CARAGA	1	0	1	0	0
NCR	19	13	19	8	0

Editorial Board

FERCHITO L. AVELINO, MD, MPH, PHSAE
 Officer in Charge
 Epidemiology Bureau

MA. NEMIA SUCALDITO, MD, PHSAE
 Medical Officer V

HERDIE L. HIZON
 PIDSR Data Manager

JEZZA JONAH C. ACLAN, RN, MPH
 Nurse III

Prepared by:

ALAPIDE, GERARDO NIÑO B
 Disease Surveillance Officer

*Case counts reported here do NOT represent the final number and are subject to change after inclusion of delayed reports and review of cases. All 2019 data reflects partial data only of all regions. A PDF file of this report is available at www.doh.gov.ph/statistics.

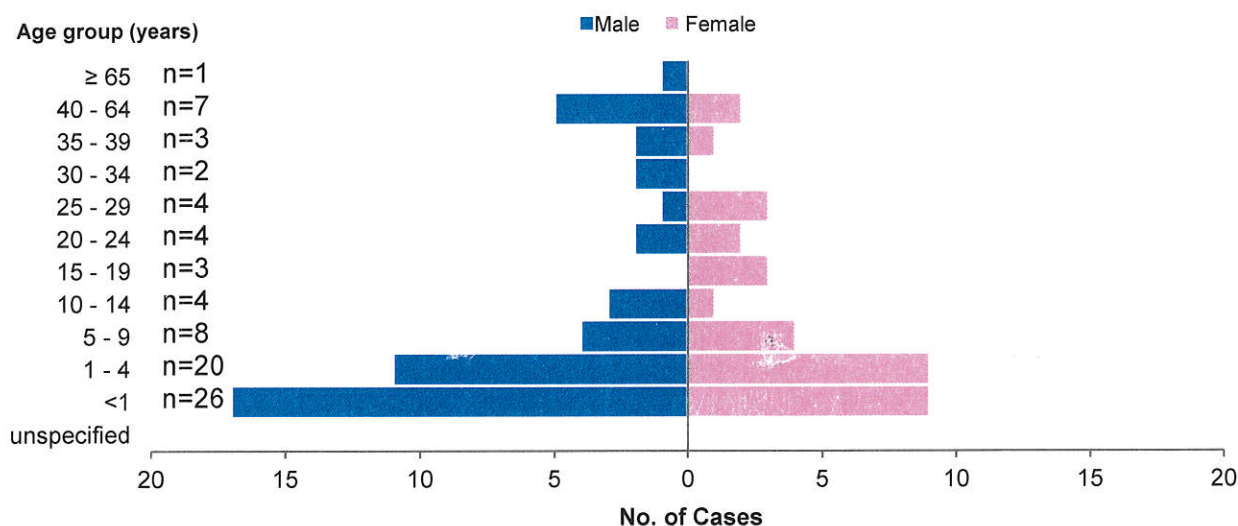


III. Profile of Case

A. Age Group and Sex

Among the **82** Meningococcal disease cases, there were **48 (58%)** males and **34 (42%)** females. Age range from **less than 1 to 66 years** (median: 4 years). Most of those affected belong to the **<1 year (26 or 32%)** (Figure 2).


Figure 2. Reported Meningococcal disease cases by Age group and Sex (N=82)
 Philippines, January 1 – April 27, 2019



B. Laboratory Status and Case Classification

Out of the **82** meningococcal disease cases, there were **14 (17%)** cases. There were **7 (50%)** laboratory-confirmed Meningococcal disease cases. (Figure 3).

Figure 3. Laboratory Status of Meningococcal disease cases (N=82)
 Philippines, January 1 – April 27, 2019



IV. Profile of the Reported Deaths.

The ages of the **42** reported deaths ranged from **less than 1 months to 55 years old** (median age of 2 years). Most of the reported deaths were **Males (24 or 57%)**.