



Morbidity Week 26 : January 1-July 2, 2016

Epidemiology Bureau
 Public Health Surveillance Division

Trend in the Philippines

A total of 296 suspect leptospirosis cases were reported nationwide from January 1 to July 2, 2016. This is **16.4%** lower compared to the same time period last year (**354**).

Fig. 1 Suspected Leptospirosis Cases by Morbidity Week Philippines, as of July 2, 2016

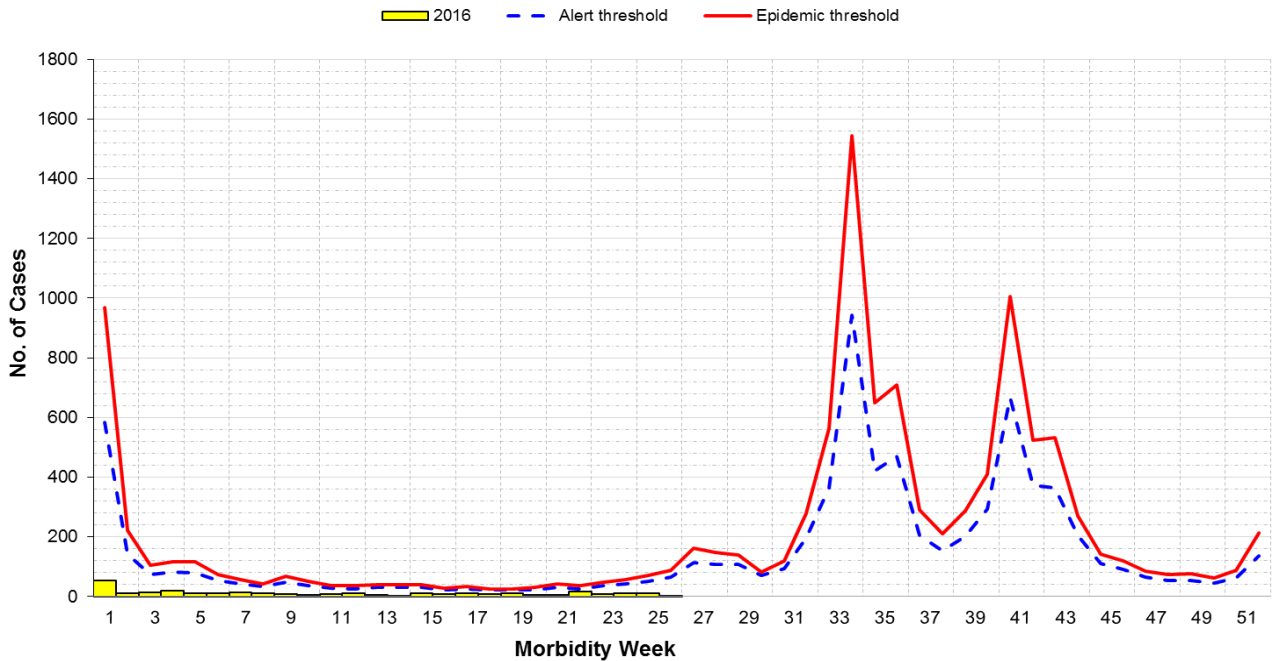
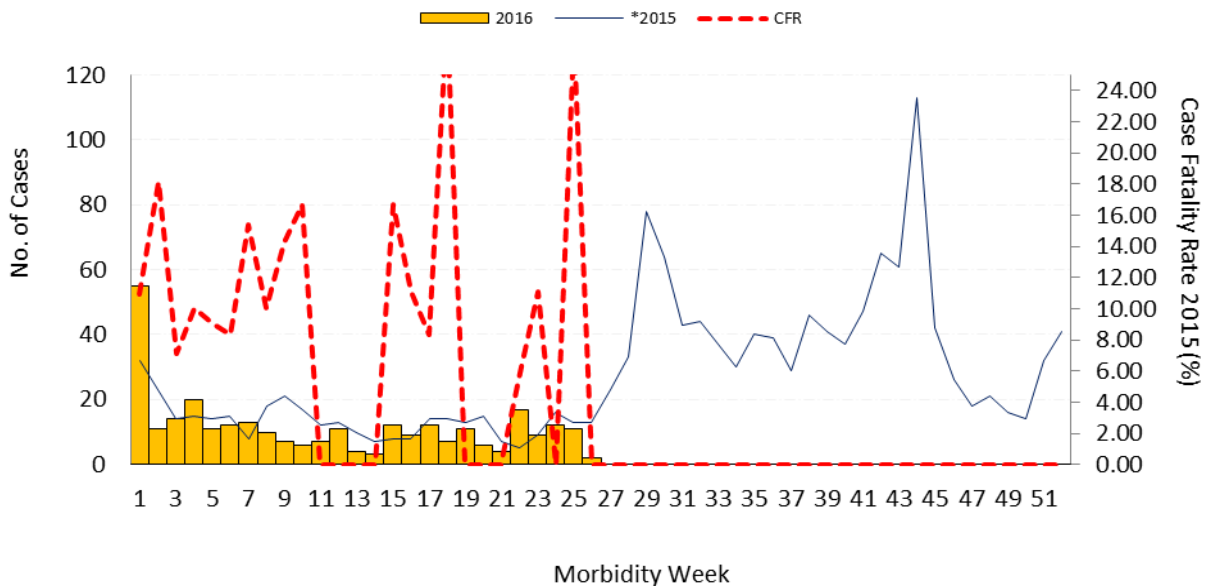


Fig. 2 Suspect Leptospirosis Cases by Morbidity Week, Philippines, as of July 2, 2016 *2016 vs 2015 (N=296)



**NOTE: Case counts reported here do NOT represent the final number and are subject to change after inclusion of delayed reports and review of cases.*



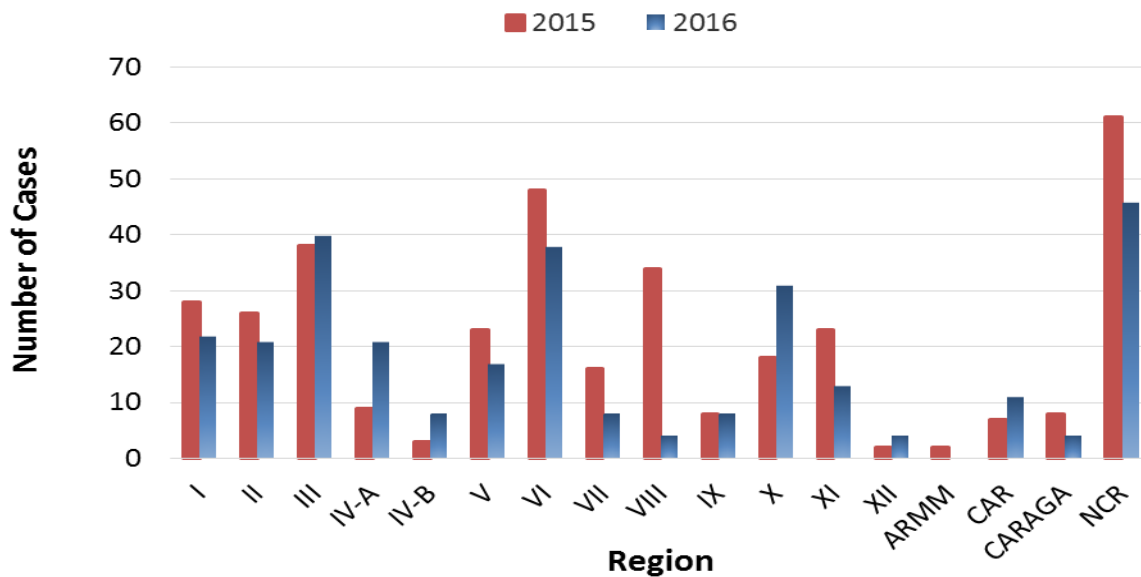
Morbidity Week 26 : January 1-July 2, 2016

Epidemiology Bureau
 Public Health Surveillance Division

Geographic Distribution

Most of the cases were from the following regions: **NCR (15.5%)**, **REGION III (13.5%)**, **REGION VI (12.8%)**, **REGION X (10.5%)** and **REGION I (7.4%)**.

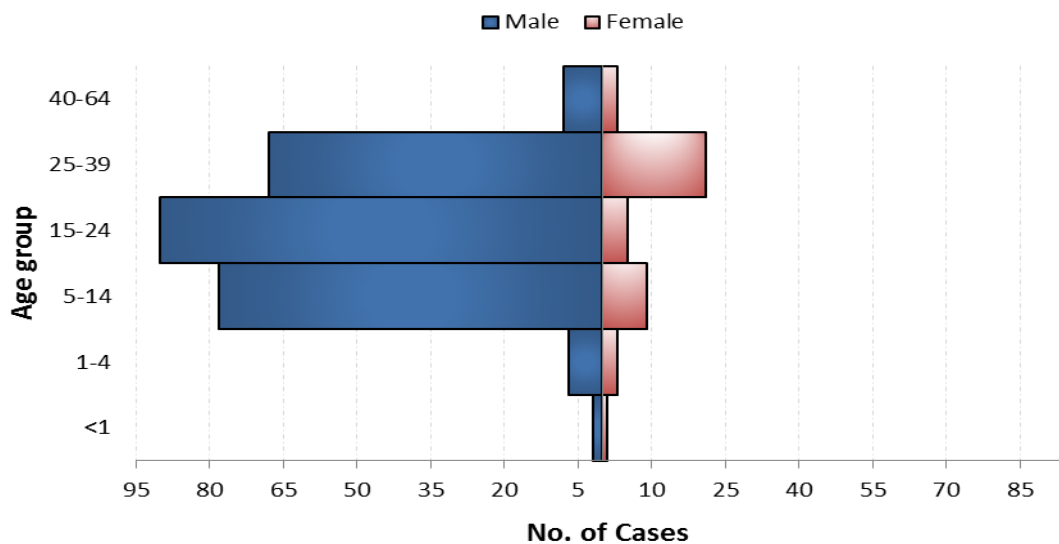
Fig. 3 Suspect Leptospirosis Cases by Region Philippines, 2016 vs 2015 (N=296)



Profile of Cases

Ages of cases ranged from less than 1 to 75 years old (median = 32.0 years). Majority (85.8%) of cases were male. Most (32.1%) of the cases belonged to the age group of 25 to 39 years old (Fig. 4).

Fig.4 Suspect Leptospirosis Cases by Agegroup and Sex Philippines, as of July 2, 2016 (N=296)



**NOTE: Case counts reported here do NOT represent the final number and are subject to change after inclusion of delayed reports and review of cases.*



Morbidity Week 26 : January 1-July 2, 2016 Epidemiology Bureau
Public Health Surveillance Division

There were 29 deaths (CFR = 9.80%). The 65 years old and above age group has the highest CFR.

Fig. 5 Suspect Leptospirosis Case Fatality Rate (CFR) by Age Group, Philippines, as of July 2, 2016 (N=296)

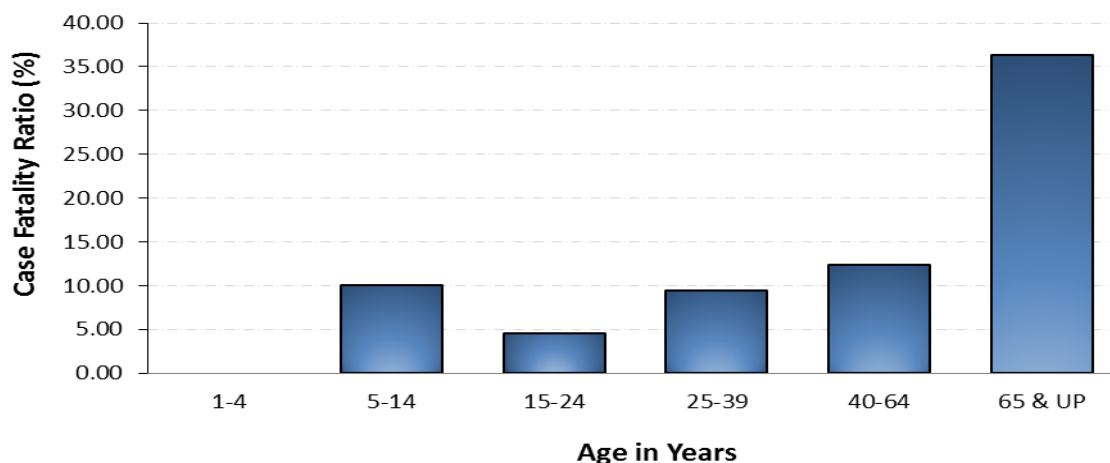


Table 1. Leptospirosis Cases & Deaths by Region
 Philippines, *2016 vs 2015

Region	Cases			Deaths			
	*2016	2015	% Change	*2016	CFR (%)	2015	CFR (%)
I	22	28	-21.4	6	27.27	2	7.14
II	21	26	-19.2	0	0.00	2	7.69
III	40	38	5.3	2	5.00	2	5.26
IV-A	21	9	133.3	2	9.52	2	22.22
IV-B	8	3	166.7	0	0.00	0	0.00
V	17	23	-26.1	1	5.88	3	13.04
VI	38	48	-20.8	5	13.16	4	8.33
VII	8	16	-50.0	3	37.50	0	0.00
VIII	4	34	-88.2	0	0.00	3	8.82
IX	8	8	0.0	1	12.50	1	12.50
X	31	18	72.2	1	3.23	4	22.22
XI	13	23	-43.5	2	15.38	3	13.04
XII	4	2	100.0	1	25.00	0	0.00
ARMM	0	2	-100.0	0	0.00	0	0.00
CAR	11	7	57.1	0	0.00	1	14.29
CARAGA	4	8	-50.0	0	0.00	1	12.50
NCR	46	61	-24.6	5	10.87	5	8.20
Total	296	354	-16.4	29	9.80	33	9.32

**NOTE: Case counts reported here do NOT represent the final number and are subject to change after inclusion of delayed reports and review of cases.*



Morbidity Week 26 : January 1-July 2, 2016

Epidemiology Bureau
 Public Health Surveillance Division


Table 2. Weekly Leptospirosis Summary Report by Region


Philippines, as of July 2, 2016

Region	Morbidity Week				26th Morbidity Week		Cumulative Total	
	22	23	24	25	2016	2015	1st wk to 26th wk	2016
I	2	1	1	1	0	1	22	28
II	0	0	0	0	0	0	21	26
III	2	0	3	2	0	1	40	38
IV-A	2	1	2	0	1	1	21	9
IV-B	0	0	0	0	0	0	8	3
V	1	3	0	0	0	1	17	23
VI	3	0	0	0	0	3	38	48
VII	1	0	0	0	0	1	8	16
VIII	0	0	0	0	0	0	4	34
IX	1	0	0	0	0	0	8	8
X	0	0	2	1	0	1	31	18
XI	0	1	2	4	1	0	13	23
XII	0	0	0	0	0	0	4	2
ARMM	0	0	0	0	0	0	0	2
CAR	3	1	0	0	0	1	11	7
CARAGA	0	0	0	0	0	1	4	8
NCR	2	2	2	3	0	2	46	61
Total	17	9	12	11	2	13	296	354

**NOTE: Case counts reported here do NOT represent the final number and are subject to change after inclusion of delayed reports and review of cases.*

EDITORIAL BOARD


 IRMA L. ASUNCION, MD, MHA, CESO IV
 Director IV, Epidemiology Bureau


 VITO G. ROQUE, JR., RMT, MD, PHSAE
 Division Chief PHSD

Allan P. Ignacio
 Statistician II


 June B. Corpuz, RN
 Nurse III


 Jeza Jonah D. Crucena, RN
 Nurse III