



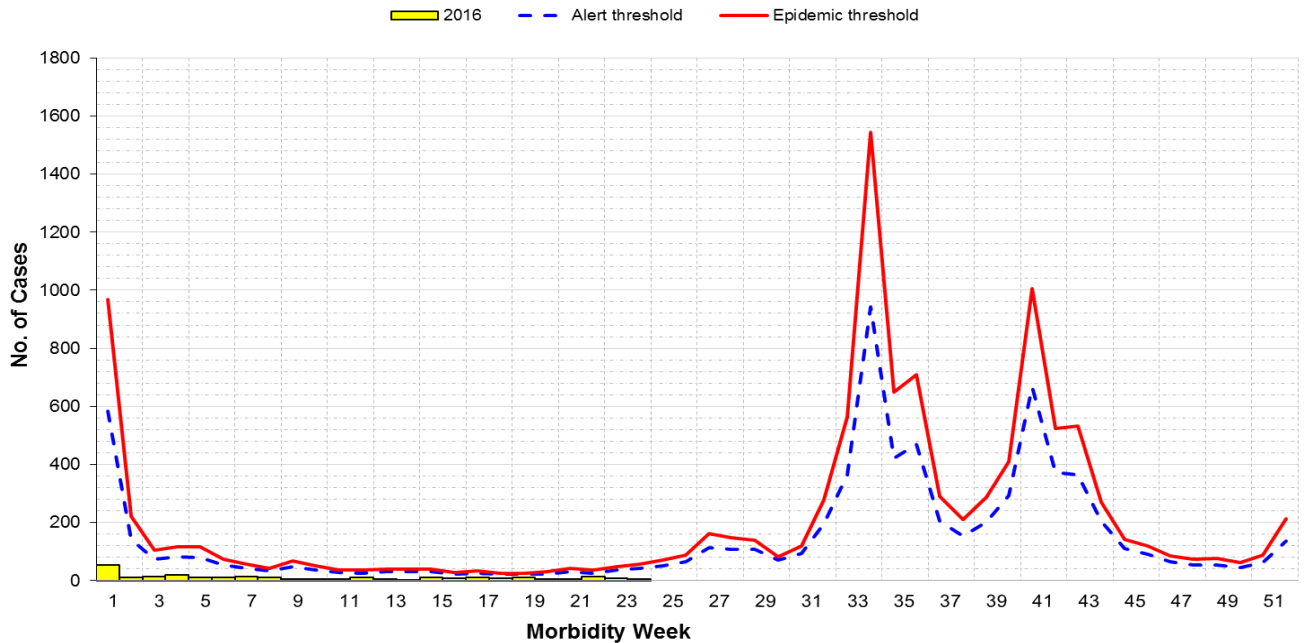
Morbidity Week 24 : January 1-June 18, 2016

Epidemiology Bureau  
 Public Health Surveillance Division

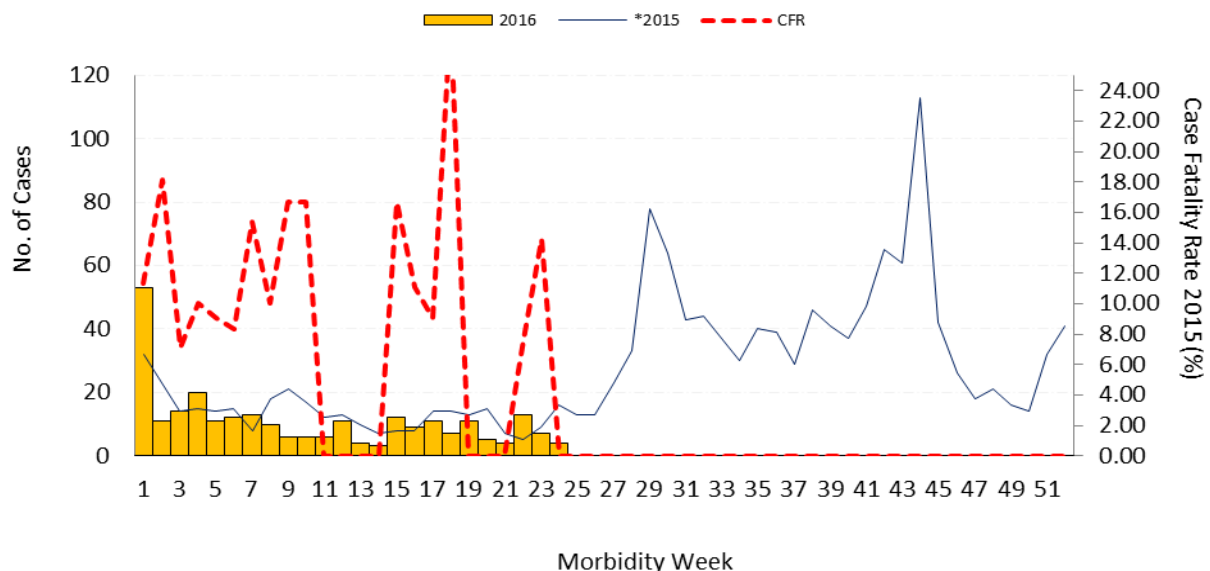
### Trend in the Philippines

A total of 263 suspect leptospirosis cases were reported nationwide from January 1 to June 18, 2016. This is **19.8%** lower compared to the same time period last year (**328**).

**Fig. 1 Suspected Leptospirosis Cases by Morbidity Week  
 Philippines, as of June 18, 2016**



**Fig. 2 Suspect Leptospirosis Cases by Morbidity Week,  
 Philippines, as of June 18, 2016  
 \*2016 vs 2015 (N=263)**



*\*NOTE: Case counts reported here do NOT represent the final number and are subject to change after inclusion of delayed reports and review of cases.*



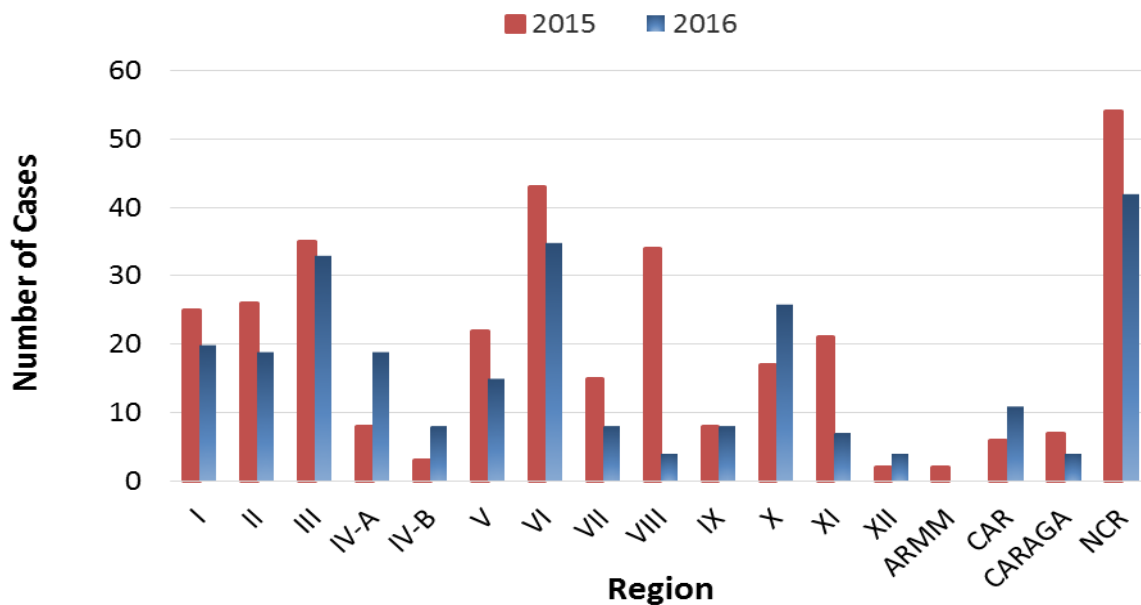
Morbidity Week 24 : January 1-June 18, 2016

Epidemiology Bureau  
 Public Health Surveillance Division

### Geographic Distribution

Most of the cases were from the following regions: **NCR** (16.0%), **REGION VI** (13.3%), **REGION III** (12.5%), **REGION X** (9.9%) and **REGION I** (7.6%).

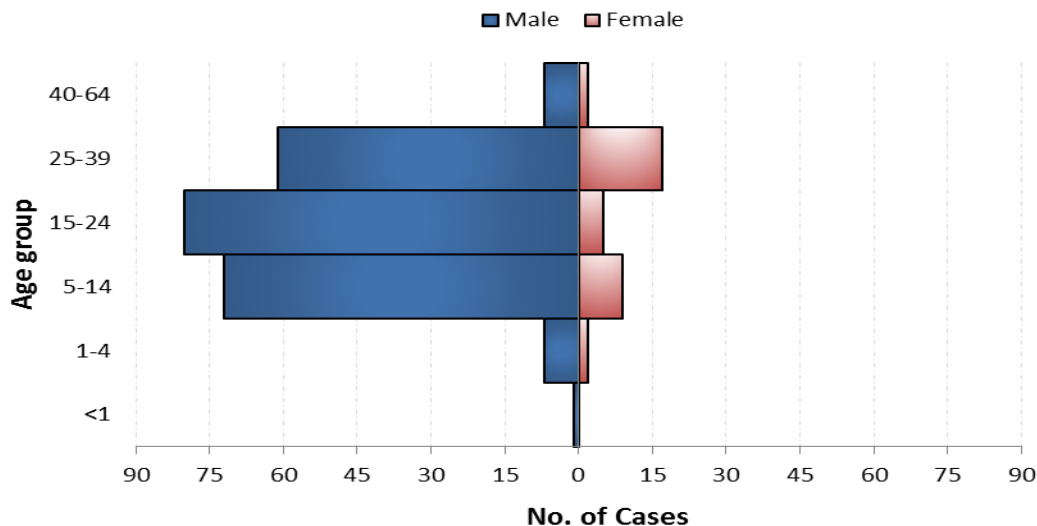
**Fig. 3 Suspect Leptospirosis Cases by Region Philippines, 2016 vs 2015 (N=263)**



### Profile of Cases

Ages of cases ranged from 4 to 75 years old (median = 32.0 years). Majority (86.7%) of cases were male. Most (32.3%) of the cases belonged to the age group of 25 to 39 years old (Fig. 4).

**Fig.4 Suspect Leptospirosis Cases by Agegroup and Sex Philippines, as of June 18, 2016 (N=263)**



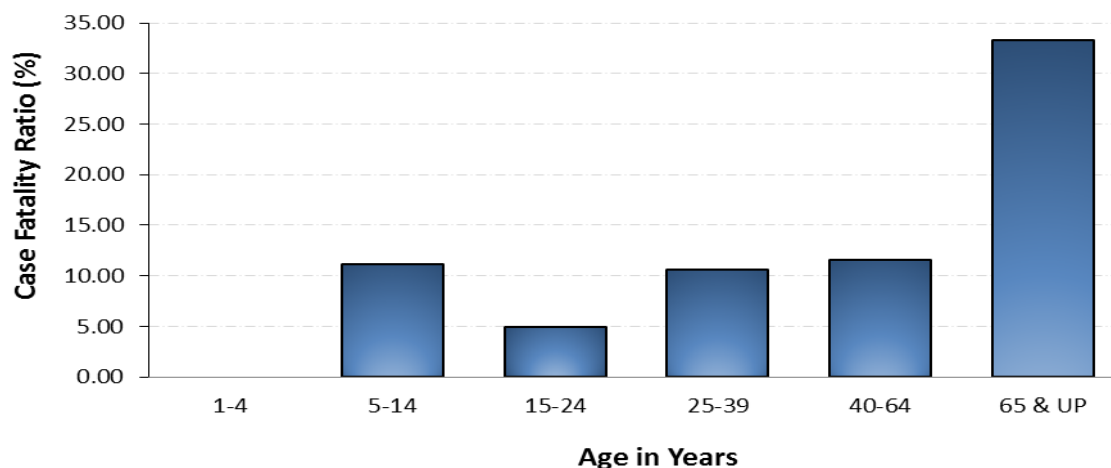
*\*NOTE: Case counts reported here do NOT represent the final number and are subject to change after inclusion of delayed reports and review of cases.*



Morbidity Week 24 : January 1-June 18, 2016 Epidemiology Bureau  
Public Health Surveillance Division

There were 26 deaths (CFR = 9.89%). The 65 years old and above age group has the highest CFR.

**Fig. 5 Suspect Leptospirosis Case Fatality Rate (CFR) by Age Group, Philippines, as of June 18, 2016 (N=263)**



**Table 1. Leptospirosis Cases & Deaths by Region**  
 Philippines, \*2016 vs 2015

Region	Cases			Deaths			
	*2016	2015	% Change	*2016	CFR (%)	2015	CFR (%)
I	20	25	-20.0	6	30.00	2	8.00
II	19	26	-26.9	0	0.00	2	7.69
III	33	35	-5.7	2	6.06	2	5.71
IV-A	19	8	137.5	2	10.53	2	25.00
IV-B	8	3	166.7	0	0.00	0	0.00
V	15	22	-31.8	1	6.67	3	13.64
VI	35	43	-18.6	5	14.29	4	9.30
VII	8	15	-46.7	3	37.50	0	0.00
VIII	4	34	-88.2	0	0.00	3	8.82
IX	8	8	0.0	1	12.50	1	12.50
X	26	17	52.9	1	3.85	4	23.53
XI	7	21	-66.7	0	0.00	3	14.29
XII	4	2	100.0	1	25.00	0	0.00
ARMM	0	2	-100.0	0	0.00	0	0.00
CAR	11	6	83.33	0	0.00	1	16.67
CARAGA	4	7	-42.9	0	0.00	1	14.29
NCR	42	54	-22.2	4	9.52	5	9.26
<b>Total</b>	<b>263</b>	<b>328</b>	<b>-19.8</b>	<b>26</b>	<b>9.89</b>	<b>33</b>	<b>10.06</b>

*\*NOTE: Case counts reported here do NOT represent the final number and are subject to change after inclusion of delayed reports and review of cases.*



Morbidity Week 24 : January 1-June 18, 2016

Epidemiology Bureau  
 Public Health Surveillance Division

**Table 2. Weekly Leptospirosis Summary Report by Region**


Philippines, as of June 18, 2016

Region	Morbidity Week				24th Morbidity Week		Cumulative Total	
	20	21	22	23	2016	2015	1st wk to 24th wk	2016
I	2	0	2	1	0	4	20	25
II	0	0	0	0	0	1	19	26
III	0	0	1	0	0	0	33	35
IV-A	0	2	2	1	1	0	19	8
IV-B	0	0	0	0	0	0	8	3
V	0	0	1	1	0	0	15	22
VI	0	1	0	0	0	2	35	43
VII	0	0	1	0	0	1	8	15
VIII	0	0	0	0	0	0	4	34
IX	1	0	1	0	0	0	8	8
X	0	1	0	0	1	3	26	17
XI	1	0	0	1	1	1	7	21
XII	0	0	0	0	0	0	4	2
ARMM	0	0	0	0	0	0	0	2
CAR	0	0	3	1	0	1	11	6
CARAGA	0	0	0	0	0	1	4	7
NCR	1	0	2	2	1	2	42	54
<b>Total</b>	<b>5</b>	<b>4</b>	<b>13</b>	<b>7</b>	<b>4</b>	<b>16</b>	<b>263</b>	<b>328</b>

*\*NOTE: Case counts reported here do NOT represent the final number and are subject to change after inclusion of delayed reports and review of cases.*


**EDITORIAL BOARD**

  
 IRMA L. ASUNCION, MD, MHA, CESO IV  
 Director IV, Epidemiology Bureau

  
 VITO G. ROQUE, JR., RMT, MD, PHSAE  
 Division Chief PHSD

Allan P. Ignacio  
 Statistician II

  
 June B. Corpuz, RN  
 Nurse III

  
 Jezza Jonah D. Crucena, RN  
 Nurse III