



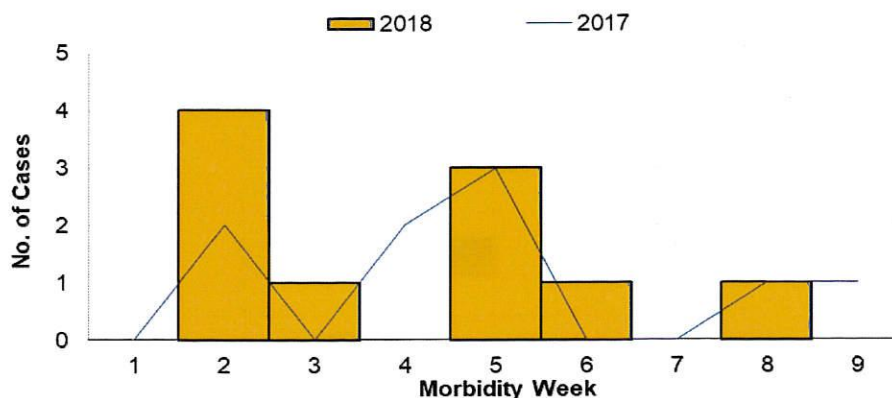
January 1 – March 3, 2018

Epidemiology Bureau
 Public Health Surveillance Division

TRENDS IN THE PHILIPPINES

This report summarizes the **Influenza-like Illness (ILI)** surveillance activities nationwide. A total of **21,572** Influenza-like Illness cases were reported nationwide from January 1 to March 3, 2018. This is **22.61%** lower compared to the same time period last year (**27,875**). For Influenza cases, a total of **10** confirmed cases were reported nationwide from January 1 to March 3, 2018. This is **11.11%** higher compared to the same time period last year (**9**).

Fig. 1 Confirmed Influenza Cases by Morbidity Week 2018* vs 2017*, Philippines, as of January 1- March 3, 2018 (N=10)



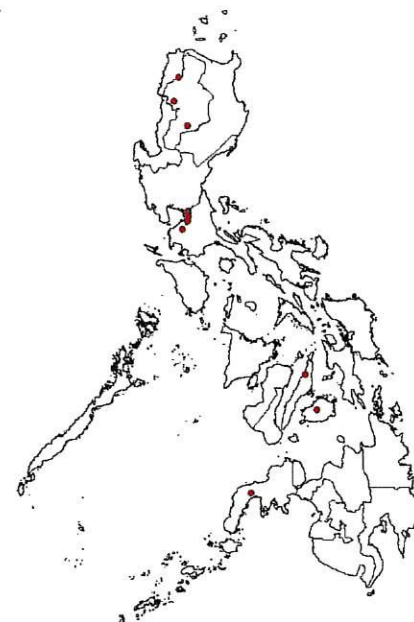
GEOGRAPHIC DISTRIBUTION

The number of **confirmed influenza** cases vary by region. Table 1 shows the distribution of reported confirmed influenza cases and deaths by region in comparison to the same time period last year. Reported confirmed influenza cases came from CAR (3 cases, 30.00%), NCR (3 cases, 30.00%), Region VII (2 cases, 20.00%), Region IV-A (1 case, 10.00%), and Region IX (1 case, 10.00%) as shown in Figure 2. There were no reported deaths among the confirmed influenza cases.

Table 1. Confirmed Influenza Cases by Region 2018* vs 2017*, Philippines, as of January 1- March 3, 2018 (N=10)

Fig. 2 Confirmed Influenza Cases by Region, Philippines, as of January 1- March 3, 2018 (N=10)

Region	Cases			Deaths			
	2018	2017	% Change	2018	CFR (%)	2017	CFR (%)
I	0	0	⇒ 0.00	0	0.00	0	0.00
II	0	0	⇒ 0.00	0	0.00	0	0.00
III	0	0	⇒ 0.00	0	0.00	0	0.00
IV-A	1	0	↑ 100.00	0	0.00	0	0.00
MIMAROPA	0	0	⇒ 0.00	0	0.00	0	0.00
V	0	5	↓ -500.00	0	0.00	0	0.00
VI	0	0	⇒ 0.00	0	0.00	0	0.00
VII	2	0	↑ 200.00	0	0.00	0	0.00
VIII	0	0	⇒ 0.00	0	0.00	0	0.00
IX	1	1	⇒ 0.00	0	0.00	0	0.00
X	0	0	⇒ 0.00	0	0.00	0	0.00
XI	0	0	⇒ 0.00	0	0.00	0	0.00
XII	0	0	⇒ 0.00	0	0.00	0	0.00
ARMM	0	0	⇒ 0.00	0	0.00	0	0.00
CAR	3	1	↑ 200.00	0	0.00	0	0.00
CARAGA	0	0	⇒ 0.00	0	0.00	0	0.00
NCR	3	2	↑ 50.00	0	0.00	0	0.00
PHILIPPINES	10	9	↑ 11.11	0	0.00	0	0.00



Legend - CONFIRMED CASE
 1 Dot = 1



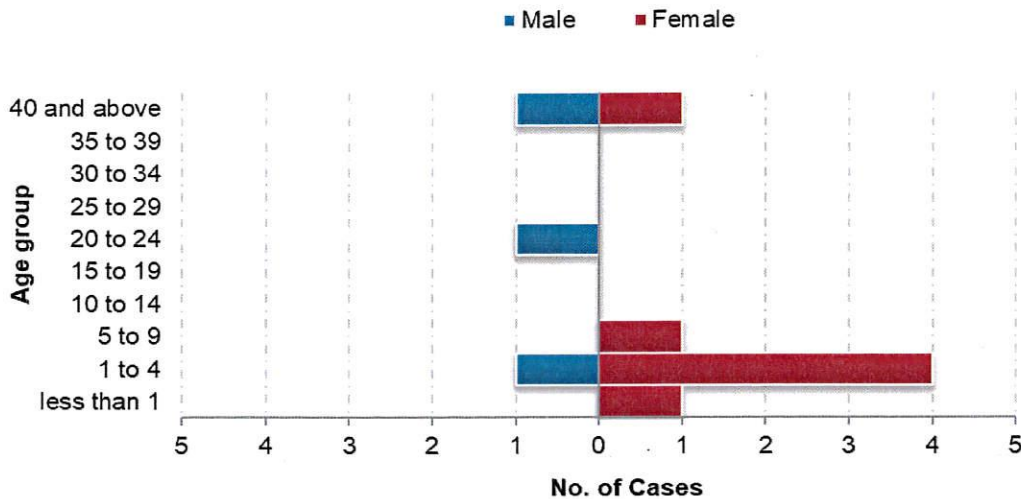
January 1 – March 3, 2018

Epidemiology Bureau
 Public Health Surveillance Division

PROFILE OF CASES

Figure 3 shows that among the **confirmed influenza cases**, there are 7 (70.00%) females and 3 (30.00%) males. Most of these **confirmed influenza cases** belong to the 1 to 4 age group (50.00%); the median is 4 years old.

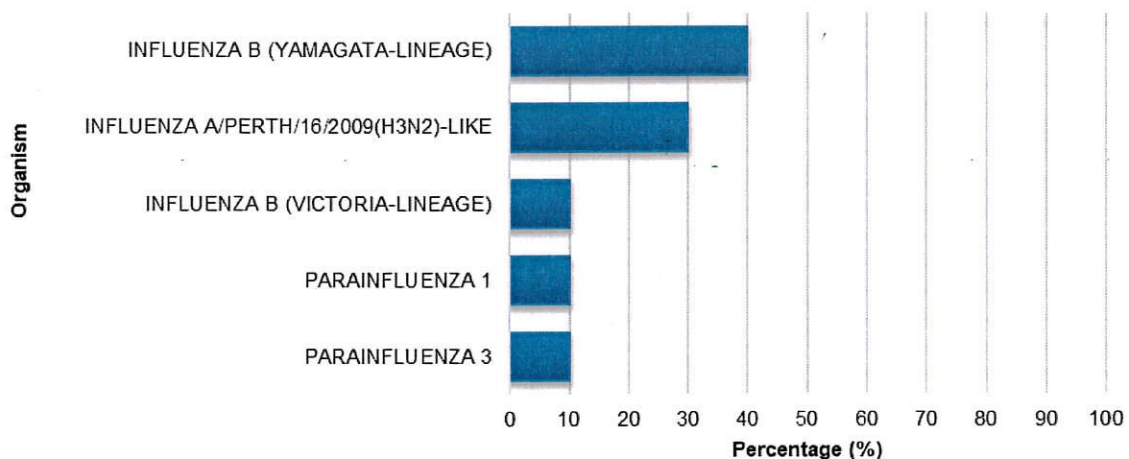
Fig. 3 Confirmed Influenza Cases by Age Group & Sex, Philippines, as of January 1- March 3, 2018 (N=10)



INFLUENZA TYPE IN THE PHILIPPINES

Among the **confirmed influenza cases**, the reported Influenza types are as follows (Figure 4): *Influenza B Yamagata-lineage* (40.00%), *Influenza A/Perth/16/2009(H3N2)-like* (30.00%), *Influenza B Victoria-lineage*, *Parainfluenza 1* and *Parainfluenza 2* (10.00% each).

Fig. 4 Organism of Confirmed Influenza Cases, Philippines, as of January 1- March 3, 2018 (N=10)





January 1 – March 3, 2018

Epidemiology Bureau
Public Health Surveillance Division

Editorial Board


IRMA L. ASUNCION, MD, MHA, CESO III
Director IV, *Epidemiology Bureau*


GENESIS MAY J. SAMONTE, MD, MSc, PHSAE
OIC-Division Chief, *PHSD*


MARIEL A. DEJESA, MD, MPM
Medical Officer IV, *PHSD*


JUNE CANTATA B. CORPUZ, RN
Nurse III, *PIDSR National Coordinator*


JEZA JONAH D. CRUCENA, RN
Nurse III, *VPDS National Coordinator*