



## Introduction

Dengue fever and the more severe form, dengue hemorrhagic fever, are caused by any of the four serotypes of dengue virus (types 1, 2, 3 and 4). An infected day-biting female *Aedes* mosquito transmits the viral disease to humans.

In the Philippines, *Aedes aegypti* and *Aedes albopictus* are the primary and secondary mosquito vectors, respectively. The mosquito vectors breed in the small amount of water collected in storages such as tanks, cisterns, flower vases, plant axils and backyard litter.

The incubation period is from 3 to 14 days, commonly 4-7 days.

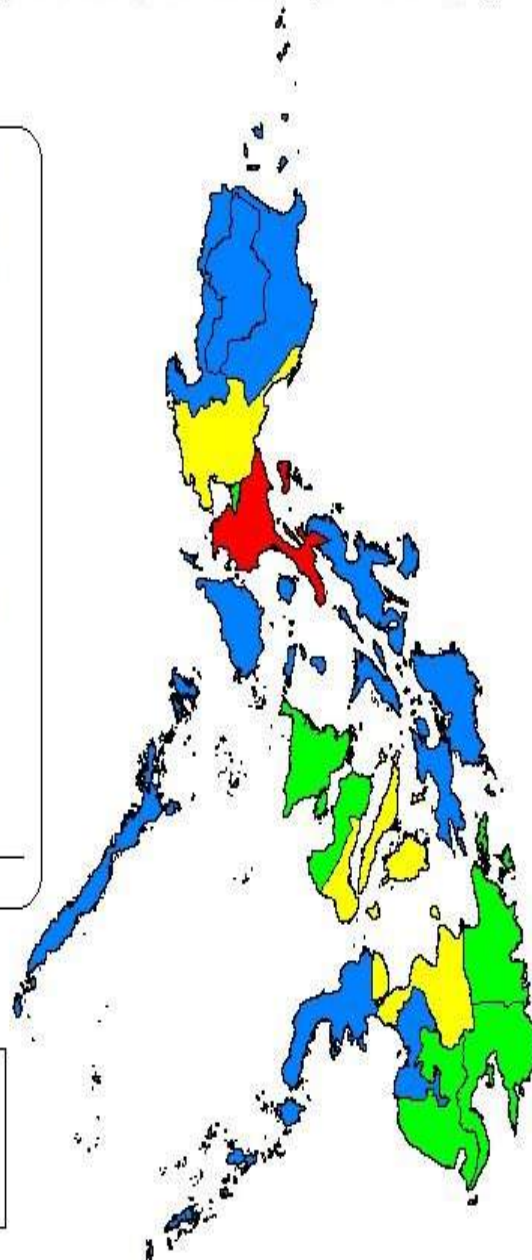
## Signs and Symptoms

- Sudden onset of high fever which may last from 2 to 7 days.
- Joint & muscle pain, and pain behind the eyes.
- Weakness
- Skin rashes
- Nosebleeding when fever starts to subside
- Abdominal pain
- Vomiting of coffee-colored matter
- Dark-colored stools
- Difficulty of breathing.

## Suspect Dengue Cases MW21 (N=48,691)

Region	Cases
I	1731
II	1428
III	5327
IVA	6766
IVB	781
V	550
VI	3041
VII	5340
VIII	1596
IX	1862
X	4674
XI	3206
XII	3736
ARMM	720
CAR	1475
CARAGA	2947
NCR	3511
<b>PHILIPPINES</b>	<b>48691</b>

Legend - Cases	
<span style="color: blue;">■</span>	1.00 - 2,000.00
<span style="color: green;">■</span>	2,000.01 - 4,000.00
<span style="color: yellow;">■</span>	4,000.01 - 6,000.00
<span style="color: red;">■</span>	6,000.01 +



*\*NOTE: Case counts reported here do NOT represent the final number and are subject to change after inclusion of delayed reports and review of cases.*

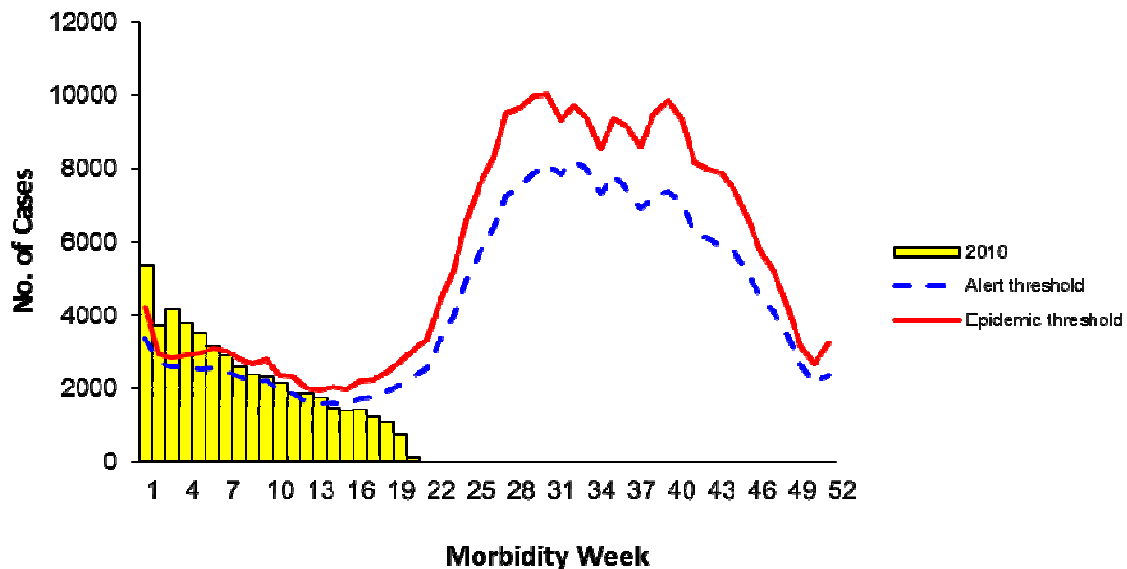


Morbidity Week 21 : May 22 – May 28, 2016 Epidemiology Bureau  
Public Health Surveillance Division

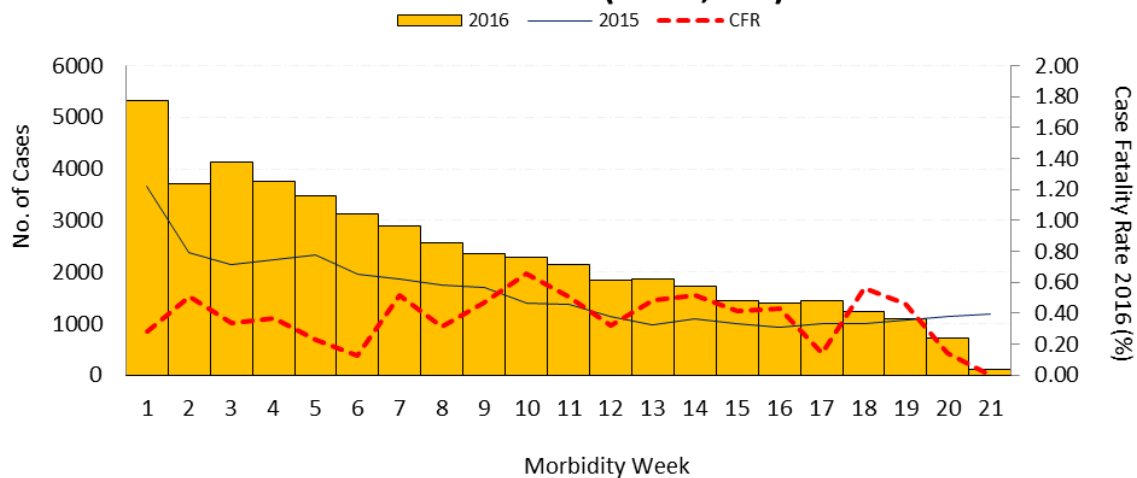
## Trend in the Philippines

A total of **48,691** suspect dengue cases were reported nationwide from January 1 to May 28, 2016. This is **45.9%** higher compared to the same time period last year (**33,370**).

**Fig. 1 Distribution of Suspect Dengue Cases by Morbidity Week Philippines, as of May 28, 2016 (N=48,691)**



**Fig. 2 Suspect Dengue Cases by Morbidity Week, Philippines, as of May 28, 2016 2016\* vs 2015 (N=48,691)**



*\*NOTE: Case counts reported here do NOT represent the final number and are subject to change after inclusion of delayed reports and review of cases.*

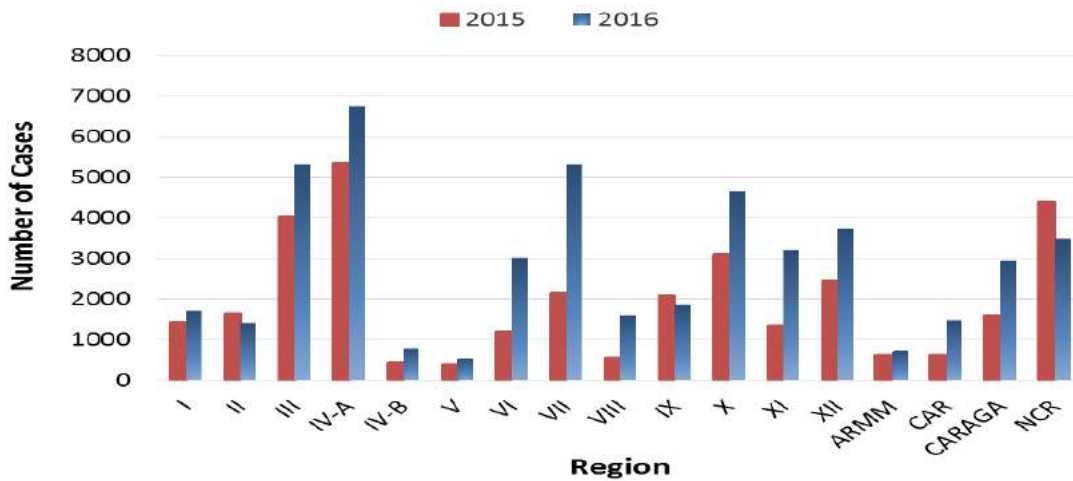


Morbidity Week 21 : May 22 – May 28, 2016 Epidemiology Bureau  
Public Health Surveillance Division

### Geographic Distribution

Most of the cases were from the following regions: **Region IV-A (13.9%), Region VII (11%), Region III (10.9%), Region X (9.6%) and Region XII (7.7%).**

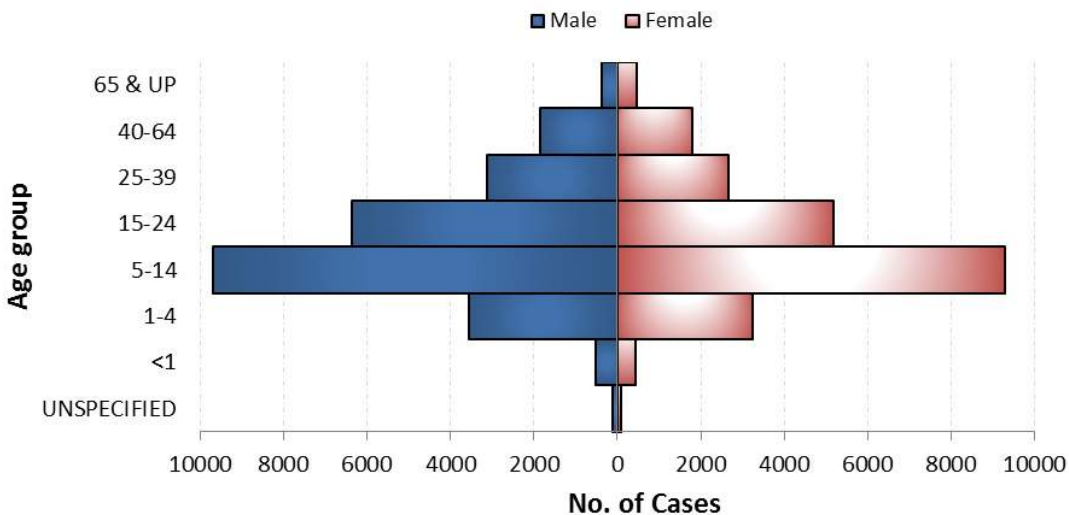
**Fig. 3 Suspect Dengue Cases by Region Philippines, 2016 vs 2015 (N=48,691)**



### Profile of Cases

Ages of cases ranged from less than 1 month to 100 years old (median = 13 years). Majority of cases were male (52.5%). Most (39%) of the cases belonged to the 5 to 14 years age group.

**Fig.4 Suspect Dengue Cases by Age Group and Sex Philippines, as of May 28, 2016 (N= 48,691)**



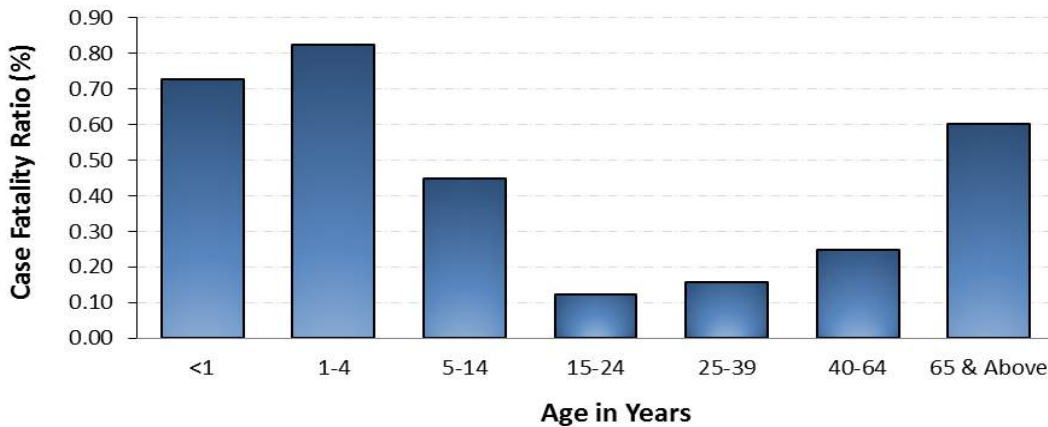
*\*NOTE: Case counts reported here do NOT represent the final number and are subject to change after inclusion of delayed reports and review of cases.*



Morbidity Week 21 : May 22 – May 28, 2016 Epidemiology Bureau  
Public Health Surveillance Division

There were 185 deaths (CFR = 0.38%). The age group that has the highest CFR is 1 to 4 years (0.82%).

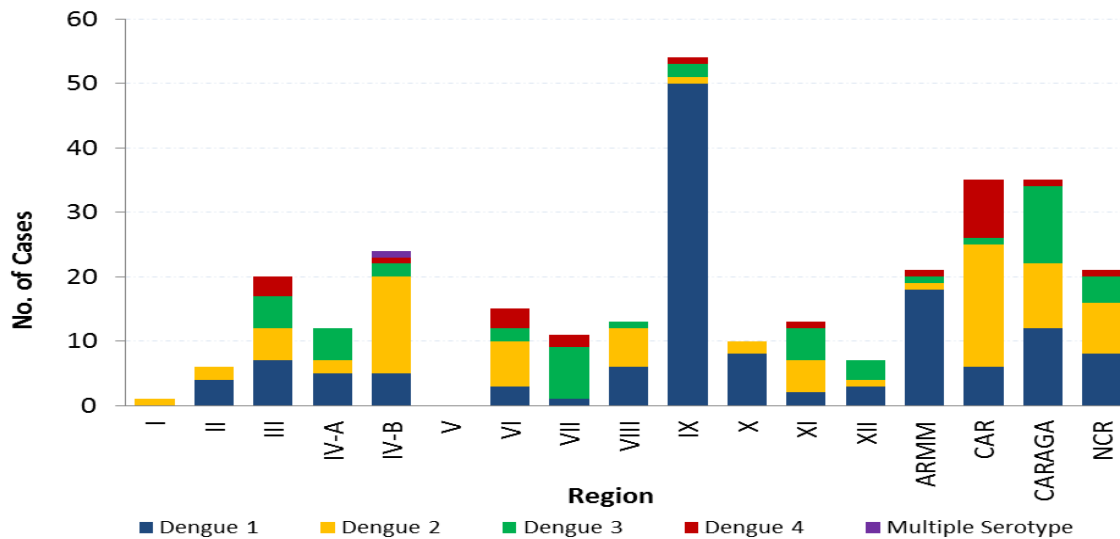
**Fig. 5 Suspect Dengue Case Fatality Rate (CFR) by Age Group, Philippines, as of May 28, 2016 (n=185)**



### Dengue Virus Serotype Distribution in the Philippines

There were **298** laboratory confirmed dengue cases in the Philippines, in which all four DENV serotypes were present. The predominant serotype is **DENV-1** (46.3%) followed by **DENV-2** (28.5%). Most of the confirmed cases were from **Region IX** (18.1%).

**Fig. 6 Dengue Virus Serotype by Region Philippines, as of May 28, 2016 (n=298)**



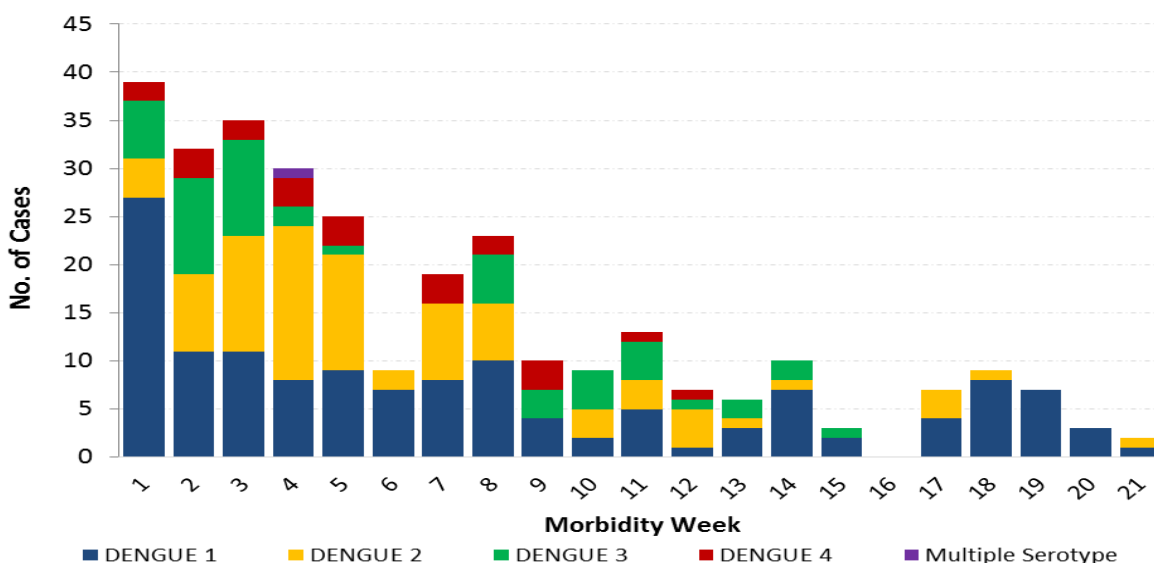
*\*NOTE: Case counts reported here do NOT represent the final number and are subject to change after inclusion of delayed reports and review of cases.*



Morbidity Week 21 : May 22 – May 28, 2016

Epidemiology Bureau  
 Public Health Surveillance Division

**Fig. 7 Dengue Virus Serotype by Morbidity Week  
 Philippines, as of May 28, 2016 (n=298)**



**Table 1. Dengue Cases & Deaths by Region  
 Philippines, 2016\* vs 2015**

Region	Cases			Deaths			
	2016	2015	% Change	2016	CFR (%)	2015	CFR (%)
I	1731	1427	21.3	4	0.23	5	0.35
II	1428	1642	-13.0	2	0.14	2	0.12
III	5327	4023	32.4	10	0.19	4	0.10
IV-A	6766	5350	26.5	24	0.35	16	0.30
IV-B	781	438	78.3	4	0.51	1	0.23
V	550	389	41.4	2	0.36	0	0.00
VI	3041	1203	152.8	7	0.23	2	0.17
VII	5340	2135	150.1	34	0.64	9	0.42
VIII	1596	544	193.4	5	0.31	3	0.55
IX	1862	2074	-10.2	10	0.54	9	0.43
X	4674	3110	50.3	12	0.26	13	0.42
XI	3206	1359	135.9	23	0.72	4	0.29
XII	3736	2453	52.3	16	0.43	11	0.45
ARMM	720	624	15.4	5	0.69	6	0.96
CAR	1475	611	141.4	5	0.34	1	0.16
CARAGA	2947	1597	84.5	10	0.34	9	0.56
NCR	3511	4391	-20.0	12	0.34	20	0.46
<b>Total</b>	<b>48691</b>	<b>33370</b>	<b>45.9</b>	<b>185</b>	<b>0.38</b>	<b>115</b>	<b>0.34</b>

*\*NOTE: Case counts reported here do NOT represent the final number and are subject to change after inclusion of delayed reports and review of cases.*



Morbidity Week 21 : May 22 – May 28, 2016


Epidemiology Bureau  
 Public Health Surveillance Division


**Table 2. Weekly Dengue Summary Report by Region**  
 Philippines, as of May 28, 2016

Region	Morbidity Week				21st Morbidity Week		Cumulative Total 1st wk to 21st wk	
	17	18	19	20	2016	2015	2016	2015
I	51	41	34	23	0	74	1731	1427
II	35	8	13	14	0	139	1428	1642
III	90	58	62	36	4	109	5327	4023
IV-A	116	114	105	67	18	114	6766	5350
IV-B	47	26	16	12	0	21	781	438
V	13	11	10	8	5	26	550	389
VI	134	114	104	62	1	40	3041	1203
VII	179	160	82	42	3	34	5340	2135
VIII	55	30	21	13	4	14	1596	544
IX	56	47	51	42	3	137	1862	2074
X	160	137	173	116	41	114	4674	3110
XI	126	142	105	92	8	38	3206	1359
XII	98	143	95	30	0	127	3736	2453
ARMM	31	29	44	28	1	28	720	624
CAR	71	60	50	38	1	44	1475	611
CARAGA	86	52	48	37	0	41	2947	1597
NCR	85	69	71	54	19	97	3511	4391
<b>Total</b>	<b>1433</b>	<b>1241</b>	<b>1084</b>	<b>714</b>	<b>108</b>	<b>1197</b>	<b>48691</b>	<b>33370</b>

*\*NOTE: Case counts reported here do NOT represent the final number and are subject to change after inclusion of delayed reports and review of cases.*


### EDITORIAL BOARD

  
**IRMA L. ASUNCION, MD, MHA, CESO IV**  
 Director IV, Epidemiology Bureau

  
**VITO G. ROQUE, JR., MD, PHSAE**  
 Division Chief PHSD

  
**Allan P. Ignacio**  
 Statistician II

**June Cantata B. Corpuz, RN**  
 PIDSR Program Manager

  
**Jezza Jonah D. Crucena, RN**  
 VPD National Coordinator