



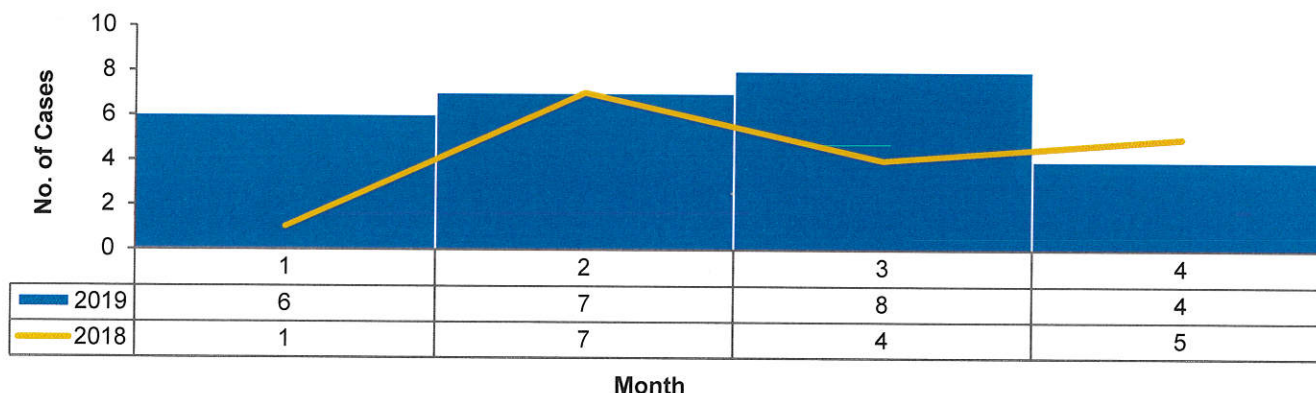
Epidemiology Bureau Public Health Surveillance Division	January 1 to January 26, 2019
--	-------------------------------

**PIDSR Case Definition**

Case Classification	Case Definition
<b>Meningococcal disease (Suspected) Case</b>	A person with sudden onset of fever (>38.5°C rectal or >38.0°C axillary) and one or more of the following: meningeal signs (nuchal rigidity or neck stiffness), altered consciousness, hemorrhagic rash (petechiae or purpura), clinical diagnosis of meningococcal disease, gram negative diplococci from CSF or blood.
<b>Meningococcal disease (Probable) Case</b>	A suspected case as defined above plus: clinical diagnosis of meningococcal disease, turbid CSF (with or without positive gram stain), ongoing epidemic and epidemiological link to a confirmed case
<b>Meningococcal disease (Confirmed) Case</b>	A suspected or probable case as defined above plus: isolation of <i>N. meningitidis</i> from a sterile site (CSF, blood) or positive test for <i>N. meningitidis</i> DNA from a sterile site (CSF, blood)

**I. Trends in the Philippines**

A total of **25** Meningococcal cases were reported nationwide from January 1 to January 26, 2019 for Morbidity Weeks 1 to 4 (Figure 1). This is **47% lower** compared to the same time period last year (N=17).



**II. Geographic Distribution of Cases**

Most of the *Meningococcal disease* cases reported were from NCR (8, 32%), Region IX (4, 16%) and Region XII (3, 12%). There were 14 reported deaths among the reported *Meningococcal disease* cases. (Table 1).

**Table 1. Meningococcal disease Cases and Deaths by Region (N=25) Philippines, January 1 – January 26, 2019 vs 2018**

Region	2019		2018		% Change
	Cases	Deaths	Cases	Deaths	
<b>PHILIPPINES</b>	<b>25</b>	<b>14</b>	<b>17</b>	<b>6</b>	<b>↑47</b>
I	0	0	0	0	-
II	0	0	0	0	-
III	3	2	1	1	↑
IV-A	2	1	3	1	↓33
MIMAROPA	1	1	1	0	0
V	2	0	1	0	↑
VI	1	1	1	0	0
VII	2	1	1	0	↑
VIII	2	1	0	0	-
IX	4	3	0	0	↑
X	0	0	1	0	↓100
XI	0	0	2	2	↓100
XII	0	0	0	0	-
ARMM	0	0	0	0	-
CAR	0	0	0	0	-
CARAGA	0	0	1	0	↓100
<b>NCR</b>	<b>8</b>	<b>4</b>	<b>5</b>	<b>2</b>	<b>↑60</b>

**Editorial Board**

**FERCHITO L. AVELINO, MD, MPH, PHSAE**  
 Officer in Charge  
 Epidemiology Bureau

**MA. NEMIA SUGALDITO, MD, PHSAE**  
 Medical Officer V

**HERDIE L. HIZON**  
 PIDSR Data Manager

**JEZZA JONAH C. ACLAN, RN, MPH**  
 Nurse III

Prepared by:  
  
**ALAPIDE, GERARDO NIÑO B**  
 Disease Surveillance Officer

\*Case counts reported here do NOT represent the final number and are subject to change after inclusion of delayed reports and review of cases. All 2019 data reflects partial data only of all regions. A PDF file of this report is available at [www.doh.gov.ph/statistics](http://www.doh.gov.ph/statistics).

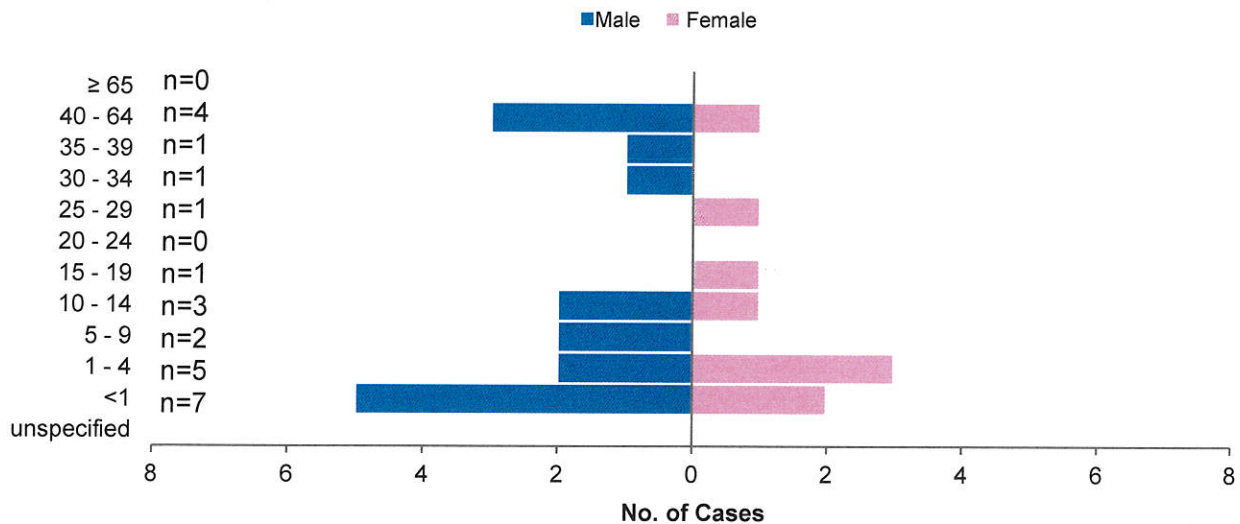


**III. Profile of Case**

**A. Age Group and Sex**

Among the **25** Meningococcal disease cases, there were **16 (64%)** males and **9 (36%)** females. Age ranges from **2 months to 57 years** (median: 5 years). Most of those affected belong to the **<1 year (7, 28%)** (Figure 2).

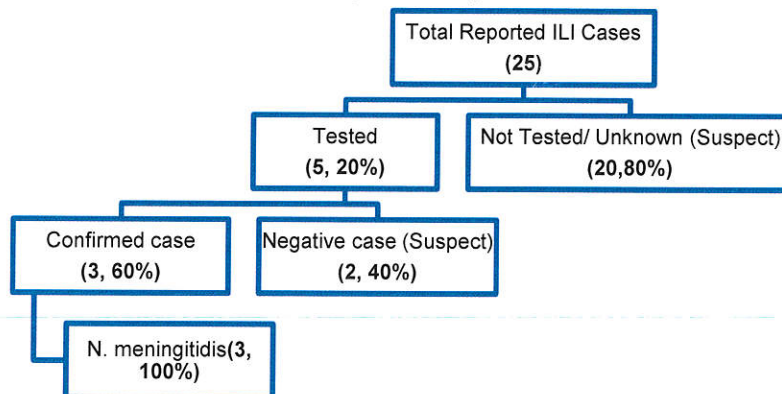
**Figure 2. Reported Meningococcal disease cases by Age group and Sex (N=25)**  
 Philippines, January 1 – January 26, 2019



**B. Laboratory Status and Case Classification**

Out of the **25** meningococcal disease cases, there were **5 (20%)** tested cases. There were **3 (60%)** laboratory-confirmed Meningococcal disease cases. (Figure 3).

**Figure 3. Laboratory Status of ILI cases and Isolated Pathogens of confirmed Influenza Cases (=45)**  
 Philippines, January 1 – January 26, 2019



**IV. Profile of the Reported Deaths.**

The ages of the **14** reported deaths ranged from **3 months to 84 years old** (median age of 50 years). Most of the reported deaths are Males (**8, 57%**).