



January 1 – March 4, 2017

Epidemiology Bureau
 Public Health Surveillance Division

TRENDS IN THE PHILIPPINES

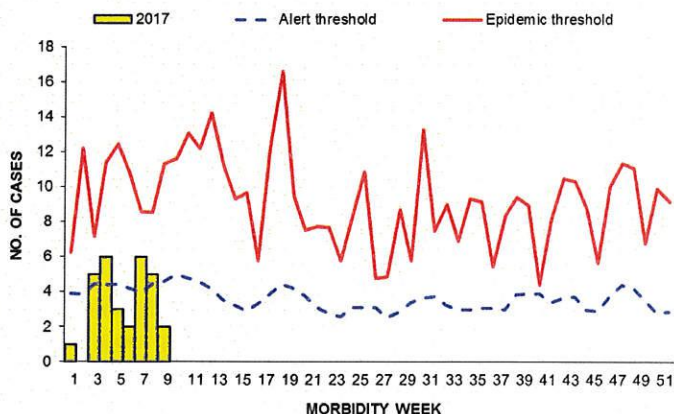
A total of **30** pertussis cases were reported nationwide from January 1 – March 4, 2017. This is **40% lower** than the same period last year (50 cases). No deaths were reported. Figure 1 shows the distribution of the reported pertussis cases in the country by morbidity week.

GEOGRAPHIC DISTRIBUTION

The number of pertussis cases varies by region. Figure 2 shows the distribution of reported pertussis cases by region in comparison to the same time period last year. Majority of the cases came from Region 4A and NCR and a sustained presence of pertussis cases in region 2, 3, 11, 12 and ARMM.

Table 1 indicates the reported pertussis cases by region in the Philippines and 5 cases were confirmed out of 30 cases. Majority of the reported pertussis cases came from Region 4A. No new cluster⁽¹⁾ of pertussis cases identified within the past

Fig. 1 Alert and Epidemic Threshold and Reported Pertussis Cases by Morbidity Week, Philippines, as of March 4, 2017 (N=30)



⁽¹⁾ Cluster Definition: 2 or more pertussis cases from the same barangay, reported within 4 consecutive weeks.

Fig. 2 Reported Pertussis Cases by Region, Philippines, as of March 4, 2017 (N=30)

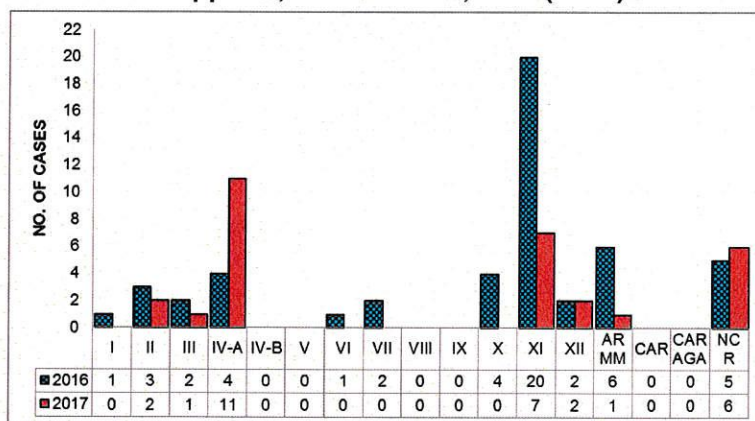


Table 1. Reported Pertussis Cases by Region, Philippines, as of March 4, 2017 (N=30)

REGION	Case Classification			Reported Cases	Died	CFR %
	Confirmed Cases	Probable Cases	Suspected Case			
I	0	0	0	0	0	0.00
II	1	0	1	2	0	0.00
III	0	0	1	1	0	0.00
IV-A	2	0	9	11	0	0.00
IV-B	0	0	0	0	0	0.00
V	0	0	0	0	0	0.00
VI	0	0	0	0	0	0.00
VII	0	0	0	0	0	0.00
VIII	0	0	0	0	0	0.00
IX	0	0	0	0	0	0.00
X	0	0	0	0	0	0.00
XI	1	0	6	7	0	0.00
XII	0	0	2	2	0	0.00
ARMM	0	0	1	1	0	0.00
CAR	0	0	0	0	0	0.00
CARAGA	0	0	0	0	0	0.00
NCR	1	0	5	6	0	0.00
PHL	5	0	25	30	0	0.00



January 1 – March 4, 2017

Epidemiology Bureau
 Public Health Surveillance Division

PROFILE OF CASES

As shown in figure 3, we have **18 males and 12 females** most of them belong to the **0 to 3 months old age group** that will be **60%** of the total cases. More than half of the reported cases (Figure 4) were not administered with any dose of DPT/PENTA valent vaccine (56.7%). All (100%) reported pertussis cases were **alive**.

Fig. 3 Reported Pertussis Cases by Age Group and Sex, Philippines, as of March 4, 2017 (N=30)

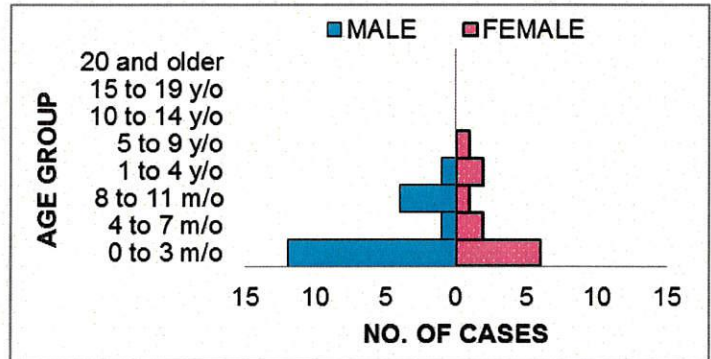
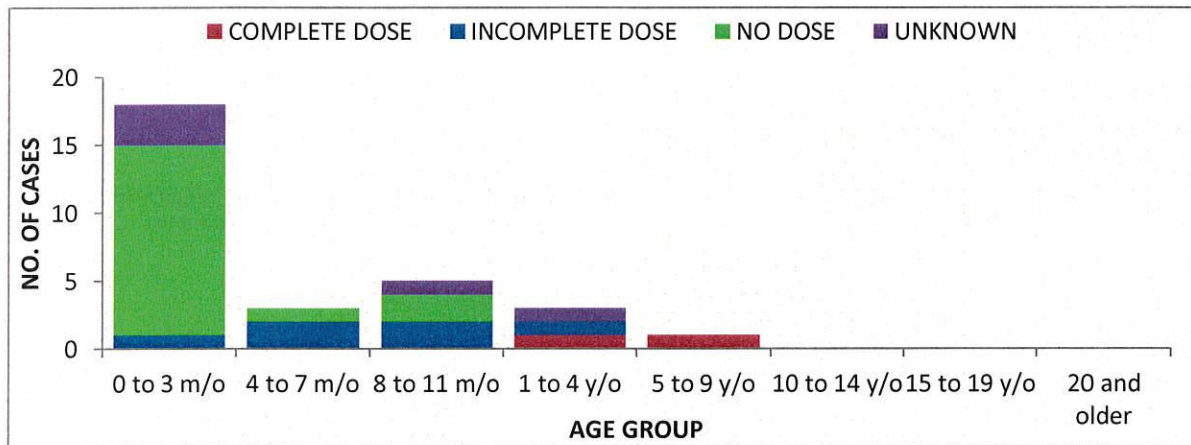


Fig. 4 Reported Pertussis Cases by DPT Doses and Age Group, Philippines, as of March 4, 2017 (N=30)



Standard Case Definition of Pertussis

Clinical Case:

- o A person with a cough lasting at least 2 weeks with at least one of the following:
 - paroxysms (i.e. fits) of coughing
 - inspiratory “whooping”
 - post-tussive vomiting (i.e. vomiting immediately after coughing)
 - without other apparent cause

Case classification

Clinically-confirmed case:

- A case that meets the clinical case definition but is not laboratory confirmed.

Probable case:

- Meets the clinical case definition, is not laboratory confirmed, and is not epidemiologically linked to a laboratory.confirmed case.

Laboratory-confirmed case:

- A case of acute cough illness of any duration with a positive culture for B. pertussis; OR
- A case that meets the clinical case definition and is confirmed by PCR; OR

Laboratory-confirmed case:

- A case that meets the clinical definition and is epidemiologically linked directly to a case confirmed by either culture or PCR.

Editorial Board

Irma L. Asuncion
 IRMA L. ASUNCION, MD, MHA, CESO IV
 Director IV, Epidemiology Bureau

Genesis May J. Samonte
 GENESIS MAY J. SAMONTE, MD, MSc, PHSAE
 OIC-Division Chief, PHSD

June Cantata B. Corpuz
 JUNE CANTATA B. CORPUZ, RN
 Nurse III, PIDS National Coordinator

Jeza Jonah D. Crucena
 JEZZA JONAH D. CRUCENA, RN
 Nurse III, VPDS National Coordinator

Allan P. Ignacio
 ALLAN P. IGNACIO
 Statistician II, PHSD