



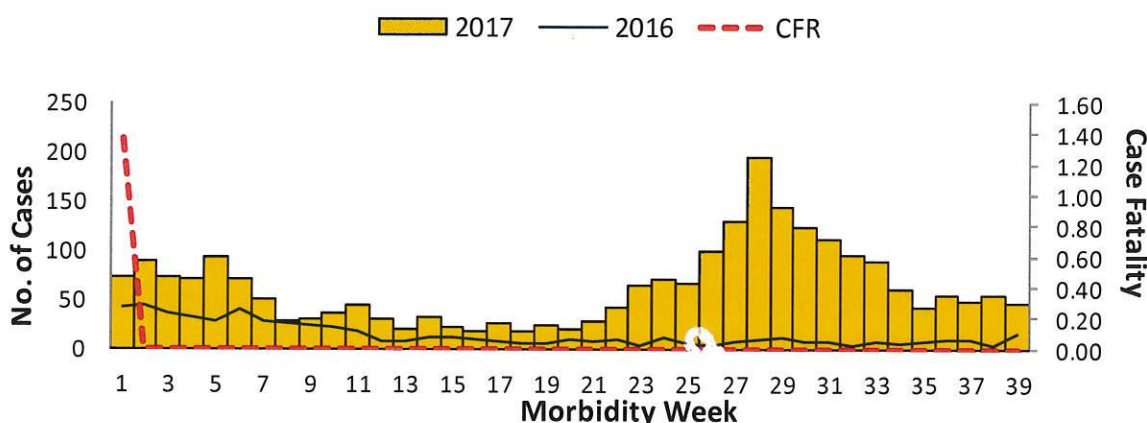
January 1 – September 30, 2017

Epidemiology Bureau
 Public Health Surveillance Division

TRENDS IN THE PHILIPPINES

This report summarizes Philippine Integrated Disease Surveillance and Response (PIDSR) Hand, Foot and Mouth Disease (HFMD) surveillance activities nationwide. A total of **2,444** suspect and confirmed hand, foot and mouth disease cases were reported nationwide from January 1 to September 30, 2017. This is **332.57%** higher compared to the same time period last year (**565**).

Fig. 1 Reported Hand, Foot and Mouth Disease Cases by Morbidity Week 2016 vs 2017* Philippines, as of January 1-September 30, 2017 (N=2,444)



GEOGRAPHIC DISTRIBUTION

The number of HFMD cases vary by region. Table 1 shows the distribution of reported HFMD cases and deaths by region in comparison to the same time period last year. There is an increase in the number of reported cases in all regions. Among the reported cases, 1 case have died from Region 7 with a CFR of 0.52%. No specimen collection done to the case.

Majority of the reported HFMD cases came from Region 6 (617 cases, 25.25%), NCR (329 cases, 13.46%) and Region 4A (270 cases, 11.05%).

Table 1. Reported Hand, Foot and Mouth Disease Cases & Deaths by Region 2016 vs 2017, Philippines, as of January 1-September 30, 2017 (N=2,444)

Region	Cases			Deaths			
	2017	2016	% Change	2017	CFR (%)	2016	CFR (%)
I	127	13	↑ 876.92	0	0.00	0	0.00
II	171	13	↑ 1215.38	0	0.00	0	0.00
III	128	17	↑ 652.94	0	0.00	0	0.00
IV-A	270	47	↑ 474.47	0	0.00	0	0.00
IV-B	59	5	↑ 1080.00	0	0.00	0	0.00
V	7	0	↑ 700.00	0	0.00	0	0.00
VI	617	190	↑ 224.74	0	0.00	0	0.00
VII	194	50	↑ 288.00	1	0.52	0	0.00
VIII	54	7	↑ 671.43	0	0.00	0	0.00
IX	19	7	↑ 171.43	0	0.00	0	0.00
X	117	53	↑ 120.75	0	0.00	0	0.00
XI	26	16	↑ 62.50	0	0.00	0	0.00
XII	41	37	↑ 10.81	0	0.00	0	0.00
ARMM	3	1	↑ 200.00	0	0.00	0	0.00
CAR	129	65	↑ 98.46	0	0.00	0	0.00
CARAGA	153	2	↑ 7550.00	0	0.00	0	0.00
NCR	329	42	↑ 683.33	0	0.00	1	2.38
Total	2444	565	↑ 332.57	1	0.04	1	0.18



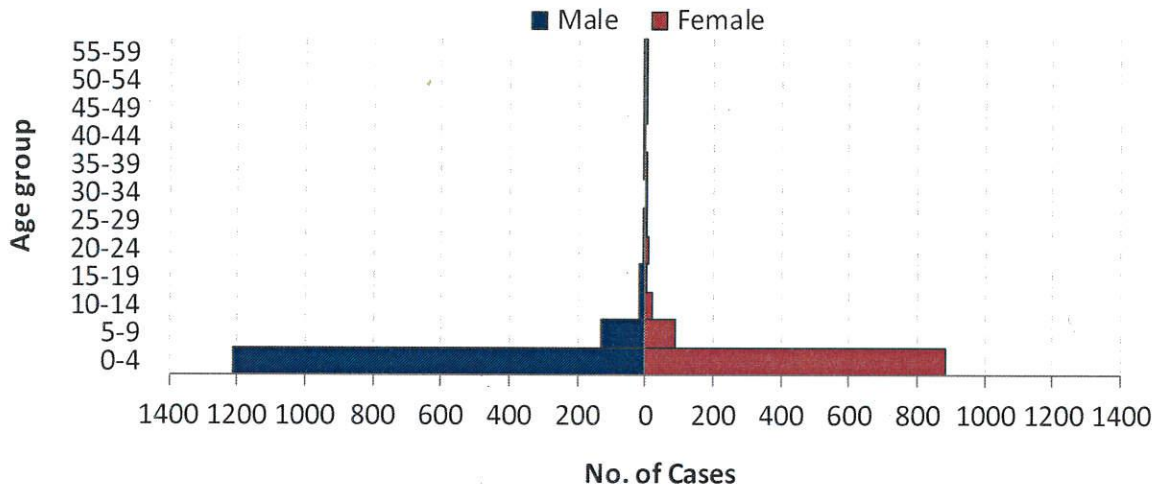
January 1 – September 30, 2017

Epidemiology Bureau
 Public Health Surveillance Division

PROFILE OF CASES

In Figure 2, there are 1,413 (57.82%) males and 1,031 (42.18%) females and majority of the HFMD cases belonged to the 0 to 4 age group with 2,095 (85.72%) cases and median of 1 year old.

Fig. 2 Reported Hand, Foot and Mouth Disease Cases by Age Group & Sex, Philippines, as of January 1-September 30, 2017 (N=2,444)

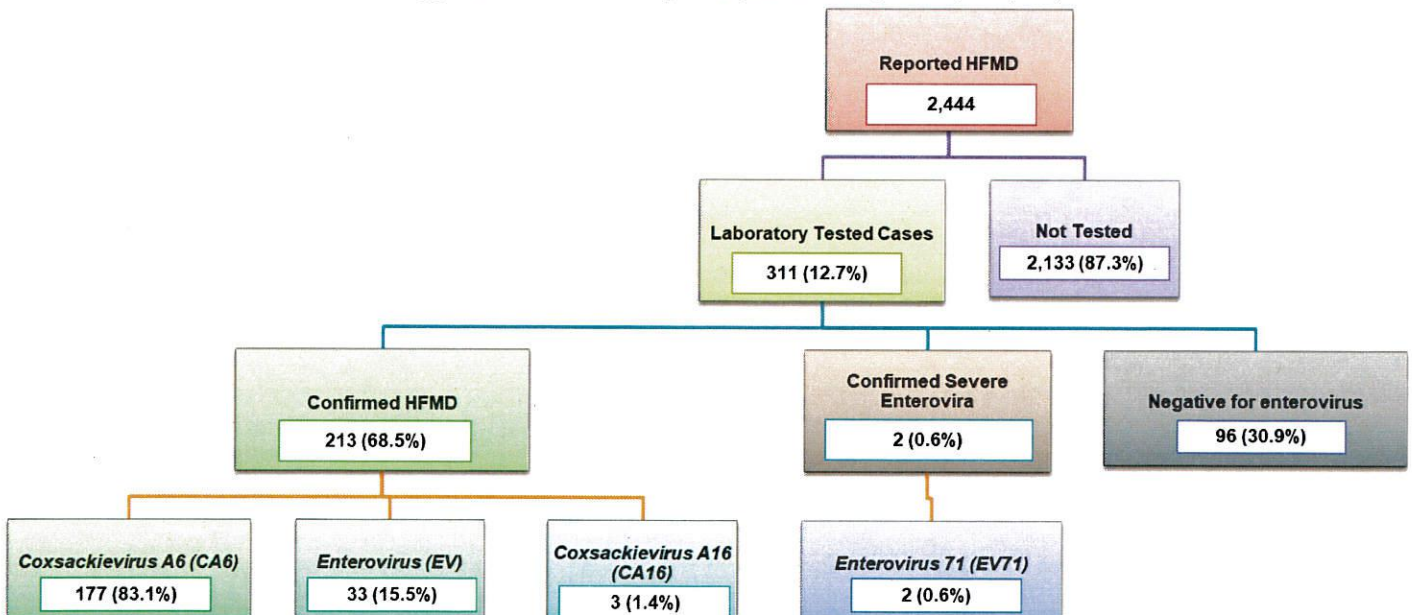


HFMD ENTEROVIRUS GENUS DISTRIBUTION IN THE PHILIPPINES

Hand, foot and mouth disease enterovirus genus data are based on the samples collected from the reported HFMD cases in all regions of the Philippines from January 1- September 30, 2017. Out of 2,444 reported cases of HFMD, 311 (12.73%) cases were tested and of the tested cases, 213 (8.72%) cases were laboratory confirmed cases, 96 (3.92%) were negative for enterovirus and 2 (0.6%) confirmed case of severe enterovira were detected where they isolated *Enterovirus 71* (EV71) as shown in Figure 3.

Out of the confirmed HFMD cases, 117 (7.24%) cases were *Coxsackievirus A6*(CA6), 33 (1.35%) were *Enterovirus* (EV), and 3 (0.12%) was *Coxsackievirus A16* (CA16) were detected.

Fig. 3 Classification of Reported Hand, Foot and Mouth Disease Cases, Philippines, as of January 1-September 30, 2017 (N=2,444)





January 1 – September 30, 2017

Epidemiology Bureau
Public Health Surveillance Division

Standard Case Definition of HFMD:

Suspected Case of HFMD:

Any individual, regardless of age, who developed acute febrile illness with papulovesicular or maculopapular rash on palms and soles, with or without vesicular lesion/ulcers in the mouth.

Probable Case of HFMD:

A suspected case that has not yet been confirmed by a laboratory test, but is geographically and temporally related to a laboratory-confirmed case.

Confirmed Case of HFMD:

A suspected case with positive laboratory result for human Enteroviruses that cause HFMD.

Suspected Case of Severe Enteroviral Disease:

Any child less than ten (10) years of age: with fever plus any severe signs and symptoms referable to central nervous system involvement, autonomic nervous system dysregulation or cardiopulmonary failure;


OR a suspect or probable HFMD case with complications;

OR who died < 48 hours after presenting with fever and CNS involvement.

Confirmed Case of Severe Enteroviral Disease:

A suspected case of severe enteroviral disease that has positive laboratory results for EV 71.


Editorial Board


IRMA L. ASUNCION, MD, MHA, CESO IV
Director IV, Epidemiology Bureau


GENESIS MAY J. SAMONTE, MD, MSc, PHSAE
OIC-Division Chief, PHSD


MARIEL A. DEJESA, MD, MPM
Medical Officer IV, PHSD


JUNE CANTATA B. CORPUZ, RN
Nurse III, PIDS National Coordinator


JEZA JONAH D. CRUCENA, RN
Nurse III, VPDS National Coordinator