



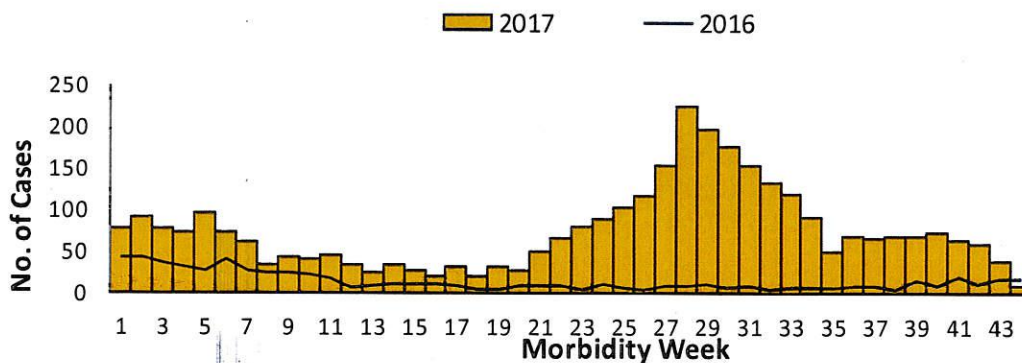
January 1 – November 4, 2017

Epidemiology Bureau  
 Public Health Surveillance Division

**TRENDS IN THE PHILIPPINES**

This report summarizes Philippine Integrated Disease Surveillance and Response (PIDSRS) Hand, Foot and Mouth Disease (HFMD) surveillance activities nationwide. A total of **3,288** suspect and confirmed hand, foot and mouth disease cases were reported nationwide from January 1 to November 4, 2017. This is **412.15%** higher compared to the same time period last year (**642**).

**Fig. 1 Reported Hand, Foot and Mouth Disease Cases by Morbidity Week 2016 vs 2017\* Philippines, as of January 1-November 4, 2017 (N=3,288)**



**GEOGRAPHIC DISTRIBUTION**

The number of HFMD cases vary by region. Table 1 shows the distribution of reported HFMD cases and deaths by region in comparison to the same time period last year. There is an increase in the number of reported cases in all regions.

Majority of the reported HFMD cases came from Region 6 (910 cases, 27.68%), NCR (381 cases, 11.59%) and Region 4A (373 cases, 11.34%).

**Table 1. Reported Hand, Foot and Mouth Disease Cases & Deaths by Region 2016 vs 2017, Philippines, as of January 1-November 4, 2017 (N=3,288)**

Region	Cases			Deaths			
	2017	2016	% Change	2017	CFR (%)	2016	CFR (%)
I	176	16	↑1000.00	0	0.00	0	0.00
II	287	13	↑2107.69	0	0.00	0	0.00
III	174	22	↑690.91	0	0.00	0	0.00
IV-A	373	57	↑554.39	0	0.00	0	0.00
IV-B	61	5	↑1120.00	0	0.00	0	0.00
V	8	0	↑800.00	0	0.00	0	0.00
VI	910	190	↑378.95	0	0.00	0	0.00
VII	211	60	↑251.67	0	0.00	0	0.00
VIII	75	7	↑971.43	0	0.00	0	0.00
IX	48	12	↑300.00	0	0.00	0	0.00
X	193	63	↑206.35	0	0.00	0	0.00
XI	27	18	↑50.00	0	0.00	0	0.00
XII	42	41	↑2.44	0	0.00	0	0.00
ARMM	4	1	↑300.00	0	0.00	0	0.00
CAR	163	66	↑146.97	0	0.00	0	0.00
CARAGA	155	2	↑7650.00	0	0.00	0	0.00
NCR	381	69	↑452.17	0	0.00	1	1.45
<b>Total</b>	<b>3288</b>	<b>642</b>	<b>↑412.15</b>	<b>0</b>	<b>0.00</b>	<b>1</b>	<b>0.16</b>

Case counts reported here do NOT represent the final number and are subject to change after inclusion of delayed reports and review of cases. A PDF file of this report is available at <http://www.doh.gov.ph/statistics>. For more inquiries, you may contact us on the following telephone number: (02) 651-7800 local 2930



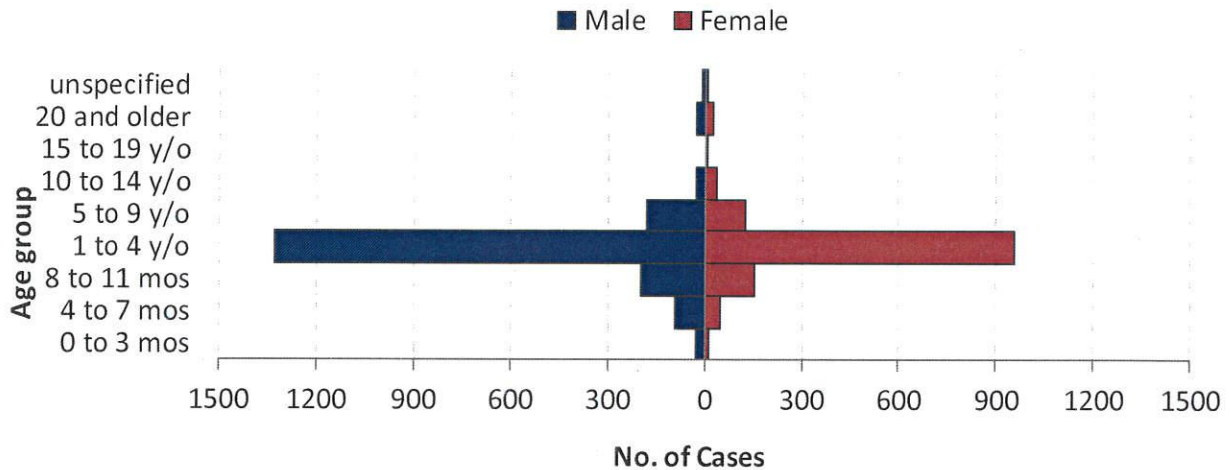
January 1 – November 4, 2017

Epidemiology Bureau  
 Public Health Surveillance Division

**PROFILE OF CASES**

In Figure 2, there are 1,907 (58.0%) males and 1,381 (42.0%) females and majority of the HFMD cases belonged to the 1 to 4 age group with 2,284 (69.5%) cases and median of 2 year old.

**Fig. 2 Reported Hand, Foot and Mouth Disease Cases by Age Group & Sex, Philippines, as of January 1-November 4, 2017 (N=3,288)**

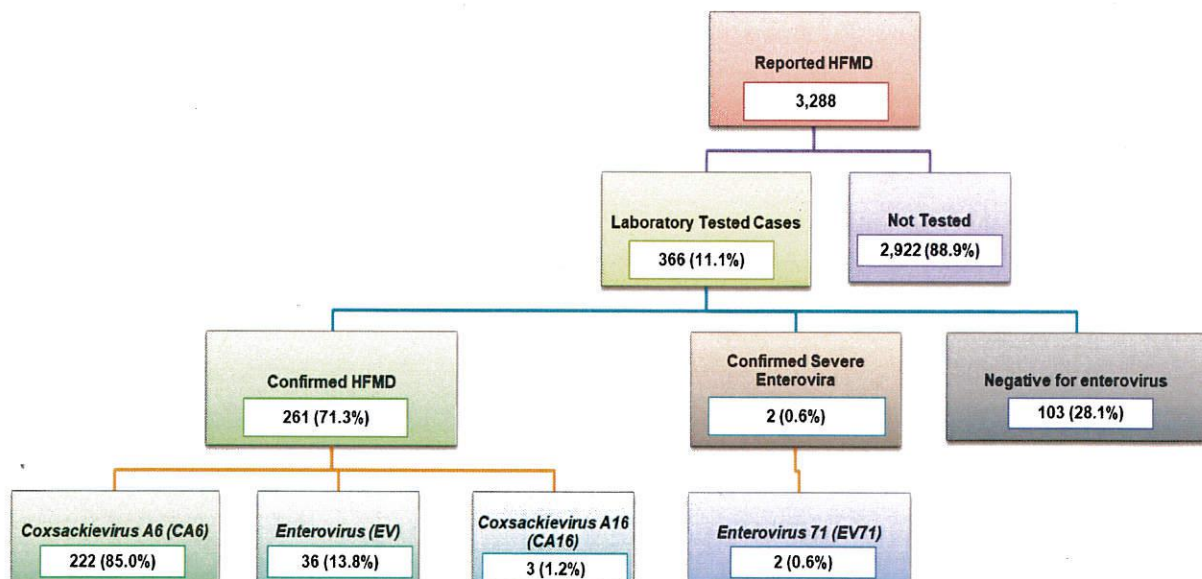


**HFMD ENTEROVIRUS GENUS DISTRIBUTION IN THE PHILIPPINES**

Hand, foot and mouth disease enterovirus genus data are based on the samples collected from the reported HFMD cases in all regions of the Philippines from January 1- November 4, 2017. Out of 3,288 reported cases of HFMD, 366 (11.1%) cases were tested and of the tested cases, 261 (71.3%) cases were laboratory confirmed cases, 103 (28.1%) were negative for enterovirus and 2 (0.6%) confirmed case of severe enterovira were detected where they isolated *Enterovirus 71* (EV71) as shown in Figure 3.

Out of the confirmed HFMD cases, 222 (85.0%) cases were *Coxsackievirus A6*(CA6), 36 (13.8%) were *Enterovirus* (EV), and 3 (1.2%) was *Coxsackievirus A16* (CA16) were detected.

**Fig. 3 Classification of Reported Hand, Foot and Mouth Disease Cases, Philippines, as of January 1-November 4, 2017 (N=3,288)**







January 1 – November 4, 2017

Epidemiology Bureau  
Public Health Surveillance Division

**Standard Case Definition of HFMD:**

***Suspected Case of HFMD:***

Any individual, regardless of age, who developed acute febrile illness with papulovesicular or maculopapular rash on palms and soles, with or without vesicular lesion/ulcers in the mouth.

***Probable Case of HFMD:***

A suspected case that has not yet been confirmed by a laboratory test, but is geographically and temporally related to a laboratory-confirmed case.

***Confirmed Case of HFMD:***

A suspected case with positive laboratory result for human Enteroviruses that cause HFMD.

***Suspected Case of Severe Enteroviral Disease:***

Any child less than ten (10) years of age: with fever plus any severe signs and symptoms referable to central nervous system involvement, autonomic nervous system dysregulation or cardiopulmonary failure;

**OR** a suspect or probable HFMD case with complications;

**OR** who died < 48 hours after presenting with fever and CNS involvement.

***Confirmed Case of Severe Enteroviral Disease:***

A suspected case of severe enteroviral disease that has positive laboratory results for EV 71.

Editorial Board

  
IRMA L. ASUNCION, MD, MHA, CESO IV  
Director IV, Epidemiology Bureau

  
GENESIS MAY J. SAMONTE, MD, MSc, PHSAE  
OIC-Division Chief, PHSD

  
MARIEL A. DEJESA, MD, MPM  
Medical Officer IV, PHSD

  
JUNE CANTATA B. CORPUZ, RN  
Nurse III, PIDS National Coordinator

  
JEZA JONAH D. CRUCENA, RN  
Nurse III, VPDS National Coordinator